

## **HB 458: Quarterly Tracking of Current and Former Montana Developmental Center Clients**

### **Background**

The 2017 Legislature passed House Bill 458, requiring the Department of Public Health and Human Services to monitor Montana Developmental Center Residents, including residents who have transitioned out of the facility as required under Senate Bill 411 of the 2015 Legislative Session. HB 458 states the department is to monitor clients who have discharged from the Montana Developmental Center into a community home per Montana Code Annotated (MCA) 53-20-302.

### **Population**

When HB 458 passed and was signed by the Governor in May of 2017, there were 23 individuals who were currently at the Montana Developmental Center. There have been 5 discharges from the Montana Developmental Center into the community **after the signing of HB 458**. Currently there are 16 individuals who were committed to the Montana Developmental Center residing on the Boulder campus.

**The Department is also monitoring individuals who were placed in the community from the Montana Developmental Center per SB 411. There are 29 individuals who were placed in a community home and 7 individuals who left the Montana Developmental Center and do not receive services in a community home. Also during that time, there were 52 individuals who were currently at the Montana Developmental Center. There have been 5 new admissions to the Montana Developmental Center and Intensive Behavior Center.**

### **Monitoring**

Monitoring is being conducted quarterly as per House Bill 458. The first quarter of monitoring completed was the period of July 1, 2017 through September 3, 2017. The second quarter of monitoring completed was for the dates of October 1, 2017 through December 31, 2017. This is continuing to be done on a quarterly basis with the next quarter for the dates of January 1, 2018 through March 31, 2018. Results will be available by early April.

There are two tools being used to evaluate outcome measures:

The *Vineland-II Adaptive Behavior Scales, Second Addition*, is used to ascertain whether an individual has improved, diminished, or has remained unchanged regarding verbal or nonverbal communication, activities of daily living, and emotional wellbeing. Additionally, it measures maladaptive behaviors in terms of internalizing and externalizing behaviors that may be rated as moderate or severe. The Vineland provides clear descriptions of a person's strengths and weaknesses in everyday life. It can be applied in a uniform manner and is an objective means of quantifying behaviors and adaptive skills. The development of the Vineland Adaptive Behavior Scales included item analyses to determine a wide array of age appropriate abilities. Standardization of the Vineland involved a nationally representative sample of 3,695 individuals. It has been found to be a reliable and valid tool in assessing adaptive functioning for both clinical and non-clinical populations. Vineland scores can provide a baseline of adaptive

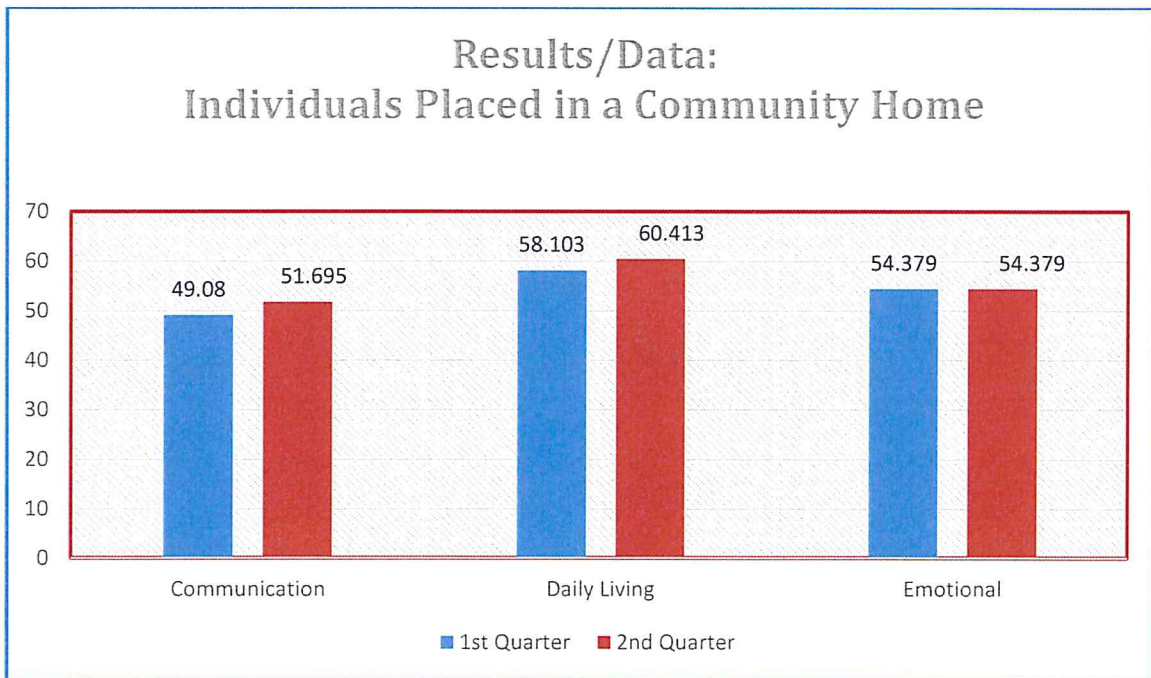
functioning and subsequent administrations of the assessment can monitor progress, or lack thereof, in certain areas in which skills may be acquired and maintained.

*Therap General Event Reports and Montana Developmental Center Investigation Data* as investigated by the Department of Justice have been used to ascertain events of physical aggression and sexually inappropriate behaviors. Therap is the online documentation, reporting, and communication software tool for providers working with individuals with developmental disabilities. Providers report incidents including physical aggression and sexually inappropriate behaviors through Therap’s General Event Reporting system.

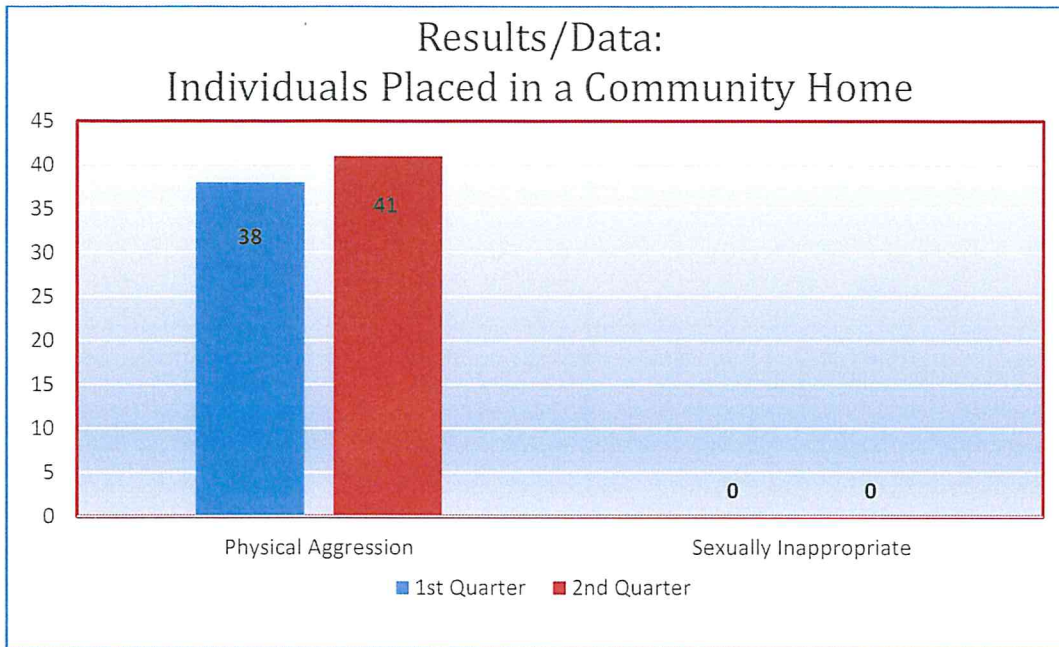
**Results/ Data**

**Individuals Placed in a Community Home as Defined by 53-20-302:**

There was a total of 29 individuals of which data was completed on **in each quarter**. The scores for communication, daily living, and emotional wellbeing are the average scores for all the individuals. The data for physical aggression and sexually inappropriate behavior are the total number of incidents from the time as explained earlier. The results are as follows:



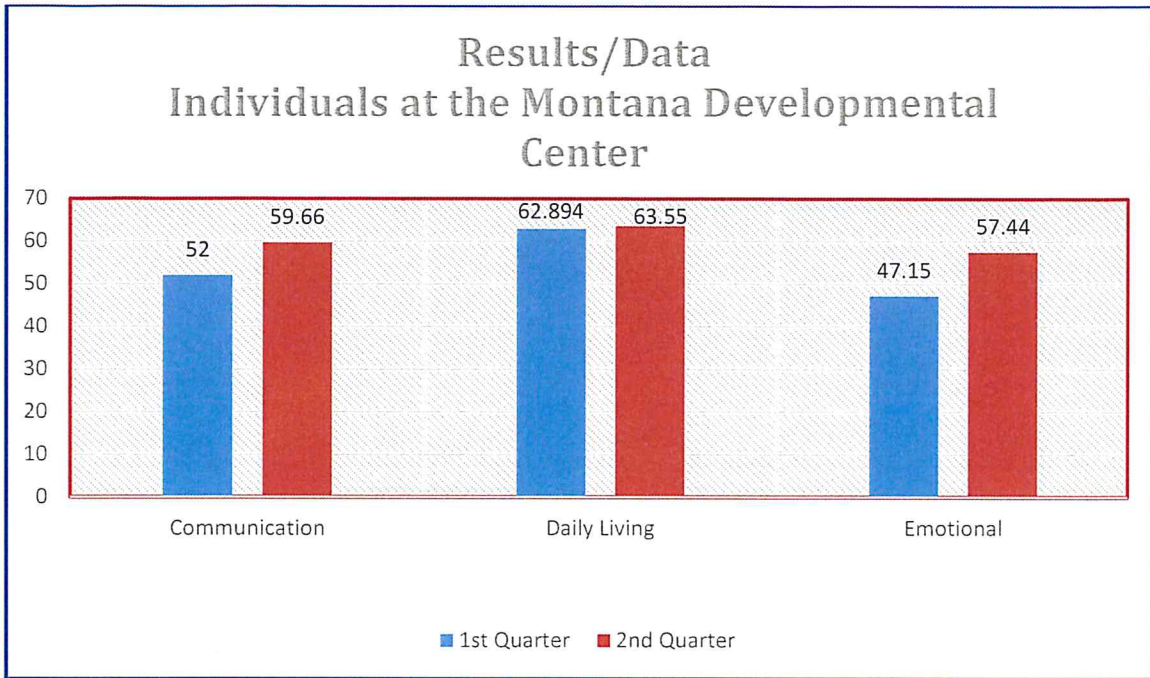
From the information gathered, there was a 2.897-point improvement in communication, a 2.31-point improvement in the daily living score, and emotional wellbeing did not see any change.



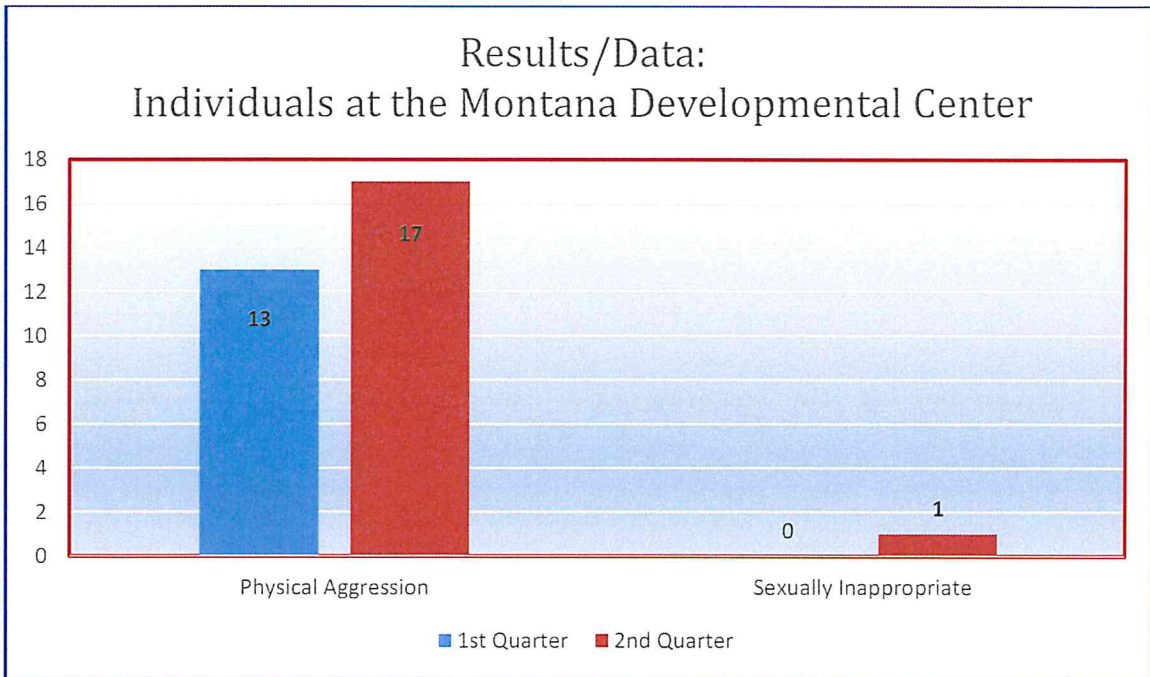
There were 3 more incidents of physical aggression in the second quarter and no change in incidents of 0 regarding inappropriate sexual behavior.

**Individuals at the Montana Developmental Center:**

**For the first quarter in which data was collected, there was a total of 19 individuals in which data was collected. The second quarter comprised a total of 18 individuals in which data was collected.** The scores for communication, daily living, and emotional wellbeing are the average scores for **all the individuals who were under a Montana Developmental Center Commitment or were at the Montana Developmental Center under a voluntary status awaiting community placement.** The data for physical aggression and sexually inappropriate behavior are the total number of incidents from the time as explained earlier. The results are as follows:



From the information gathered, there was a 7.66-point improvement in communication, a .66-point increase in daily living, and emotional wellbeing saw an improvement of 10.286 points.



There were 4 more incidents of physical aggression in the second quarter and 1 more incident of sexually inappropriate behavior.