



THE MONTANA TITLE IV-E CHILD WELFARE DEMONSTRATION PROJECT

Department of Public Health and Human Services
Child and Family Services Division



Keeping Children Safe

AND FAMILIES STRONG



Overview



- I. The State of the State
- II. The State of the Feds
- III. The state of child welfare and related research
- IV. Title IV-E Child Welfare Waiver Demonstration Projects
- V. Stakeholder participation
- VI. Next Steps/Implementation Science

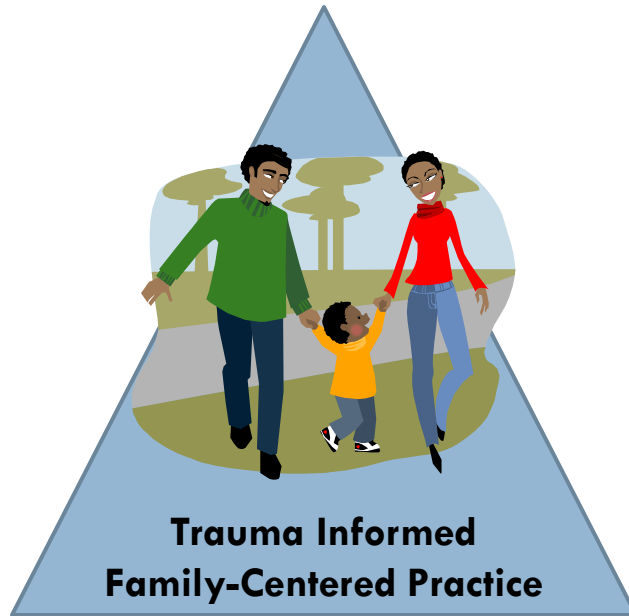
I. The State of the State

Child and Family Services Division 2013



SAMS

Safety



Permanency

Well-Being

Title IV-E
Waiver

CFSD Data

- AFCARS

- ▣ The Adoption and Foster Care Analysis and Reporting System (AFCARS)

- NCANDS

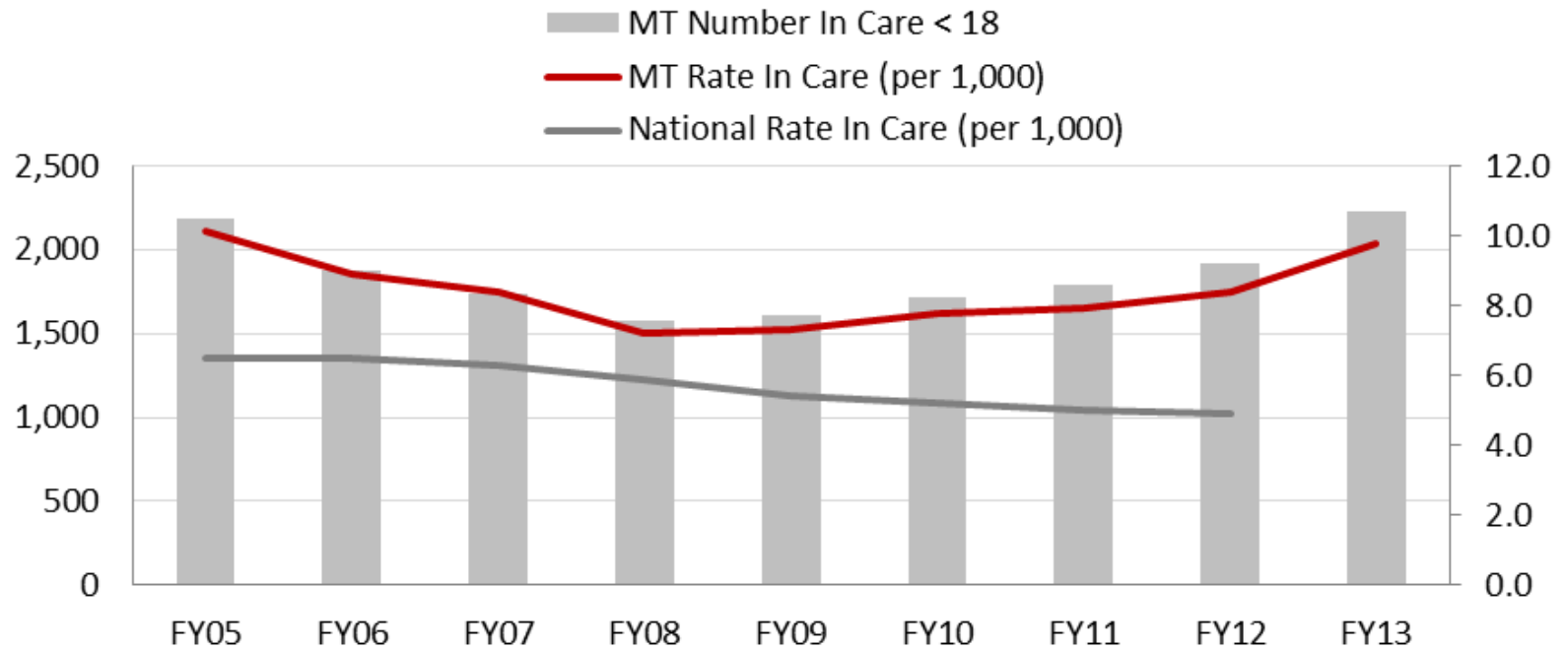
- ▣ National Child Abuse and Neglect Data System

- When, how, and why collected

- Where else reported:

<http://cwoutcomes.acf.hhs.gov/data/overview>

Number and Rate of Children in out of Home Care, under age 18 (rate is per 1,000 children under age 18 in the general population)



Entries by Age

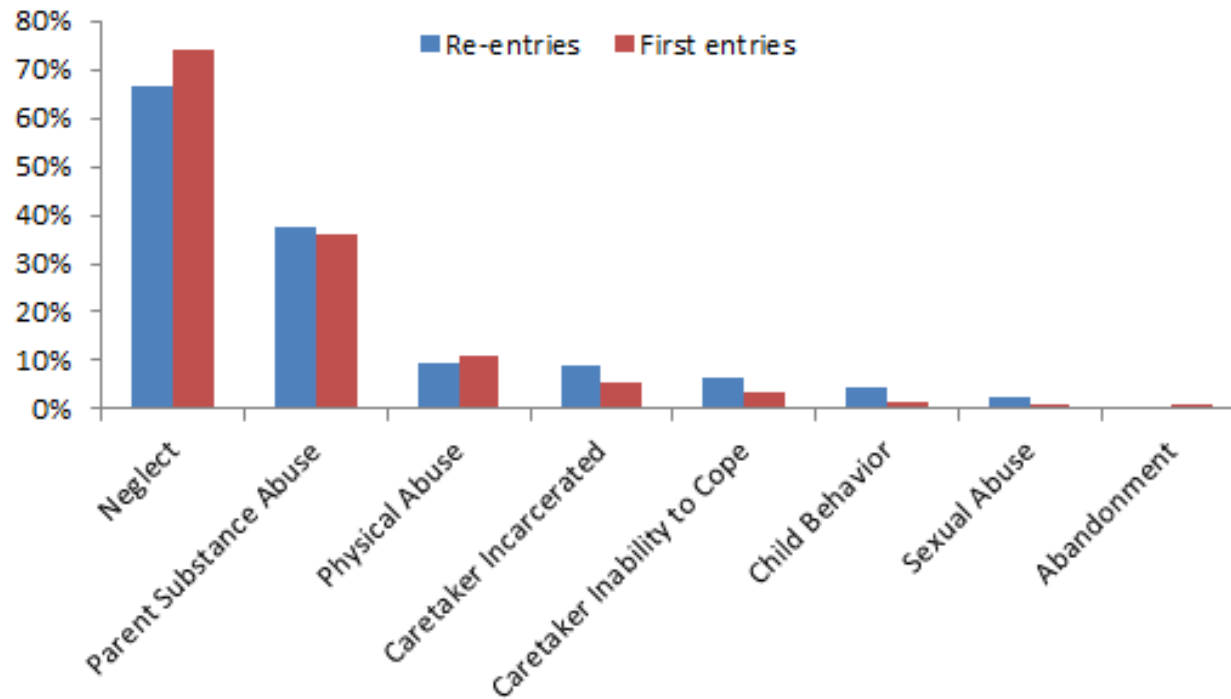
	Percentage of Total Entries by Fiscal Year								
Youth Age at Placement	2005	2006	2007	2008	2009	2010	2011	2012	2013
0 to 5	51%	53%	54%	53%	49%	51%	57%	54%	54%
6 to 12	29%	28%	28%	28%	30%	30%	27%	31%	32%
13 to 17	19%	19%	19%	19%	20%	18%	16%	16%	13%

	Number of Total Entries by Fiscal Year								
Youth Age at Placement	2005	2006	2007	2008	2009	2010	2011	2012	2013
0 to 5	735	629	578	523	464	489	564	667	754
6 to 12	419	327	297	281	285	290	267	380	452
13 to 17	278	223	204	189	192	176	164	198	186
Total	1,432	1,179	1,079	993	941	955	995	1,245	1,392

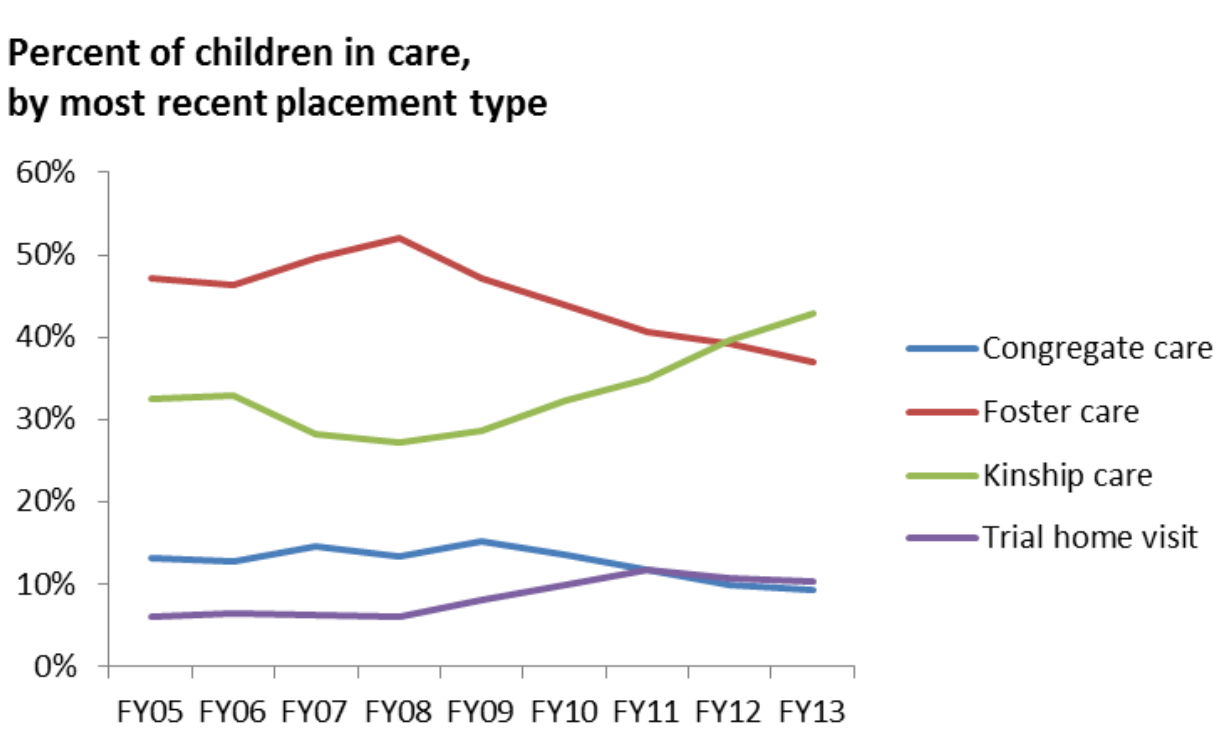
Entry and Re-Entry

Entries and Re-Entries by Removal Reason FY13

Neglect is largest percentage of both re-entries and first entries. Between FY12 and FY13, first entries associated with neglect and parental substance abuse increased while entries for child behavior problems declined.

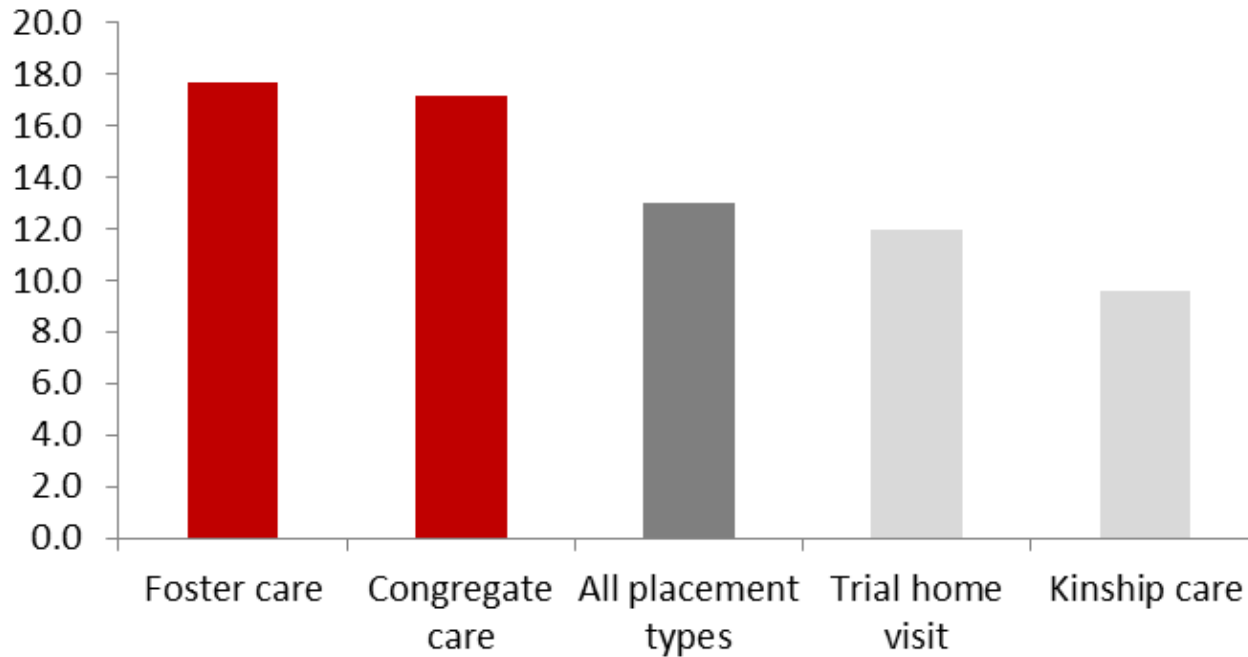


Placement Type – In care on 9/30/xx



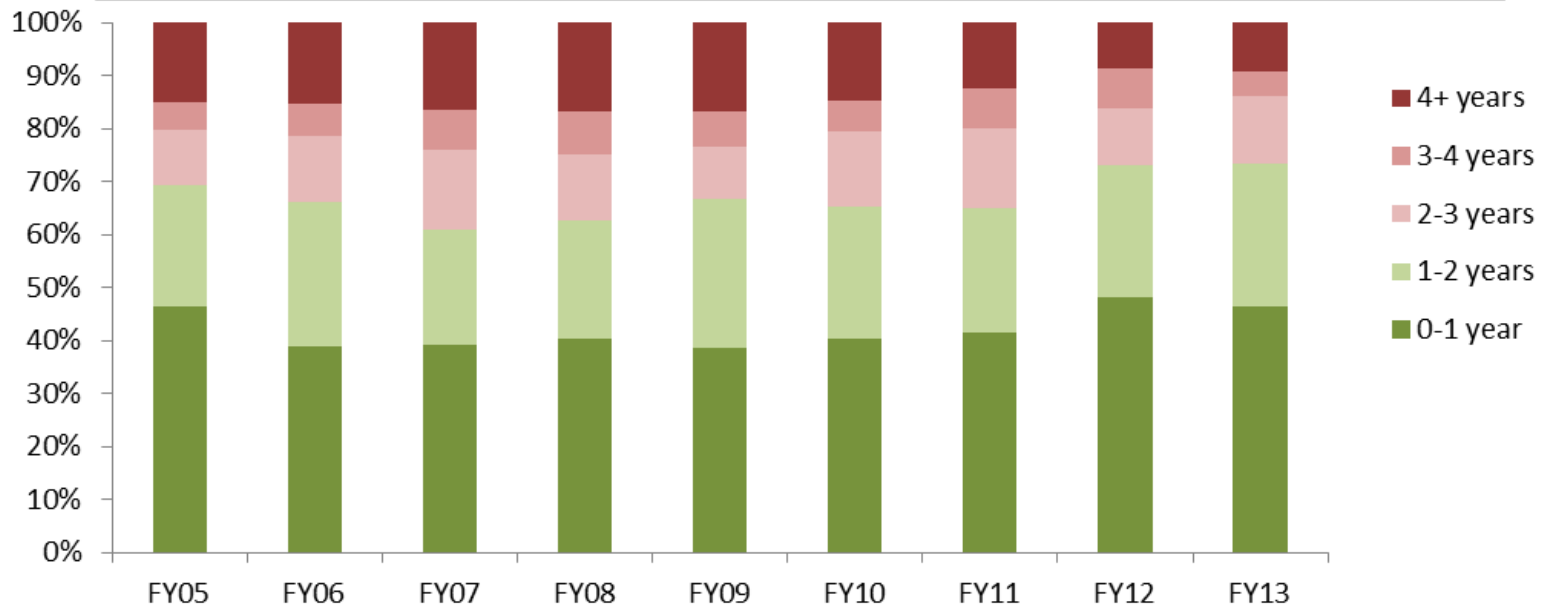
Current Time In Care by Current Placement Type

Median Length of Stay In Care at Year End
(in months, by most recent placement type FY13)



Time in Care

The percentage of the caseload that has been in care for 2 years or longer declined through FY12 and has since increased slightly. In other words, about 31% of MT's caseload on 9/30/2013 were children in care 2+ years, a slightly larger proportion than last year.



II. The State of the Feds

Federal Health and Human Services

Administration for Children and Families

Children's Bureau



Current Federal Guidance

- Title IV-E and IV-B Funding Overview
- Information Memorandums
 - <http://www.acf.hhs.gov/programs/cb/laws-policies/information-memoranda>
- Program Instructions
 - <http://www.acf.hhs.gov/programs/cb/laws-policies/program-instructions>

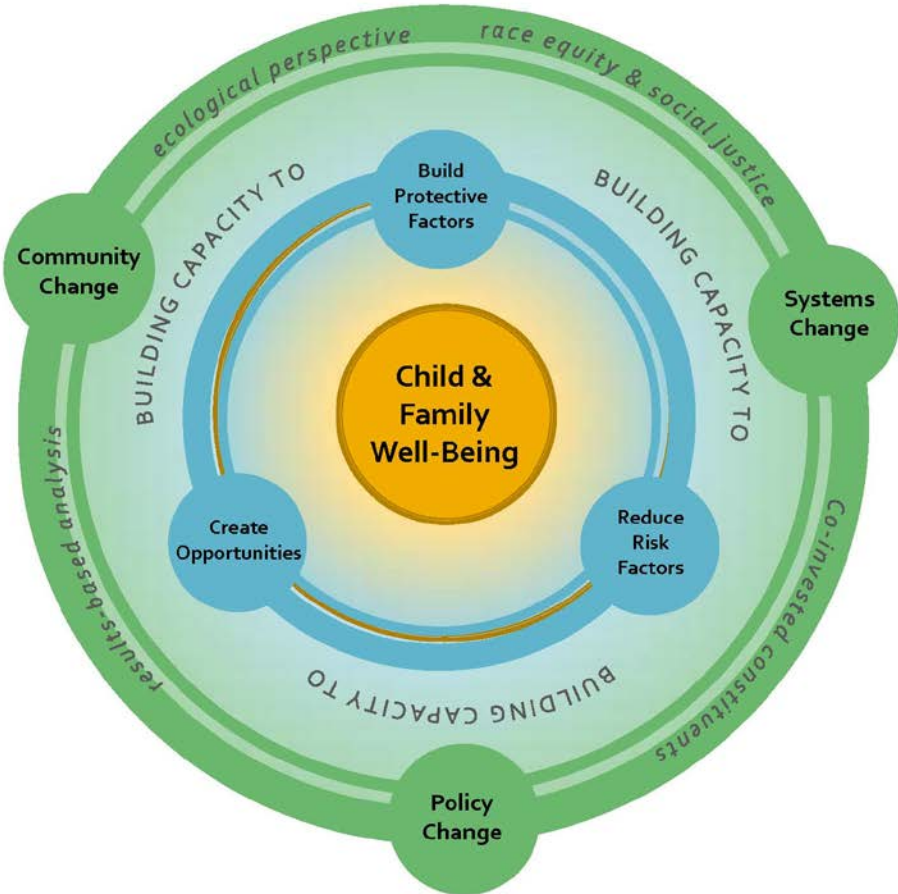
Most Relevant IMs

- **IM-12-05**
- May 14, 2012
- This Information Memorandum (IM) announces the Child Welfare Demonstration Projects for Fiscal Years (FYs) 2012- 2014. [Read more >](#)
- **IM-12-03**
- April 11, 2012
- This Information Memorandum (IM) provides information on Promoting the Safe, Appropriate, and Effective Use of Psychotropic Medication for Children in Foster Care. [Read more >](#)
- **IM-12-07**
- August 27, 2012
- This Information Memorandum (IM) provides information on Establishing and Maintaining Continuous Quality Improvement (CQI) Systems in State Child Welfare Agencies. [Read more >](#)
- **IM-12-04**
- April 17, 2012
- This Information Memorandum (IM) provides information on Promoting Social and Emotional Well-Being for Children and Youth Receiving Child Welfare Services.

Trauma and Brain Development

- The Science of Early Childhood
 - <http://developingchild.harvard.edu/>
 - http://developingchild.harvard.edu/topics/science_of_early_childhood/
- Adverse Childhood Experiences Study
 - <http://acestudy.org/>
- Trauma Informed Systems
 - Universal Screening and Assessments
 - Evidence-Based Interventions
 - Cultural Competence
 - <http://www.samhsa.gov/nctic/trauma.asp>

Resiliency and Strengthening Families





III. The State of Child Welfare

Differential Response Systems

DIFFERENTIAL RESPONSE

Developed by:

Jim Fitzgerald, MSW, Ronda Belgarde, MSW, Robin Ferren, MSW, Kate Larcom, MSW and Lee Griffin, MSW



The Core Issues

- Removing children from their family, when safety threats can be sufficiently mitigated in the home, results in lifelong trauma to children.
- This manifests in a cluster of educational, physical and mental health problems, the costs of which are assumed by tax payers.

The Core Issues

- While some children must be removed to ensure safety, removal must also be understood as a significant source of toxic stress and trauma with long-term negative impacts.
- Montana has been above the national average in rate of children in out of home care.

The Core Issues

- Montana has experienced a steady and notable increase in out of home placements over the past several years, specifically in ages 0-5.
- Montana is also above the national average for children who exit care to reunification within six months of entering care.

The Core Issues

- Children who remain in foster care for extended periods may experience multiple moves which results in increased toxic stress and trauma.
- Children who spend extended periods in foster/group/residential care can experience high levels of toxic stress and trauma resulting in difficulty building healthy relationships, lose family connections, diminished self-esteem, an increase in behavior problems, and an increased risk of substance abuse.

Differential Response

- The Federal Title IV-E Demonstration Waiver allows for a “*differential response*” to families through purchase of expanded services with existing state and federal dollars, thereby affecting Federal Reform of Child Welfare.

Differential Response

- **2 Track Differential Response:**
 - Traditional CPS track
 - Waiver Demonstration Project track
- **3 Track Differential Response:**
 - Traditional CPS track
 - Waiver Demonstration Project track
 - PREVENTION AND EARLY INTERVENTION TRACK

Policy Implications

- Differential Response leads to expanded ways of responding to reports which allow for more individualized treatment, better matching the intensity and type of services to family needs, and reduced trauma for children and families.

Policy Implications

- Differential Response systems seek to better meet underlying family needs that triggered the report in order to prevent additional trauma and reduce the use of expensive services; such as, foster care and congregate care; as well as, future contact with child welfare systems.

Policy Implications

- Differential response system encourages integration of the divisions within DPHHS adhering to common goals and under united leadership to enhance client access to resources and improve outcomes of children and families.

IV. Title IV-E Child Welfare Demonstration Projects

Who, Where, What, Why, When...



Waiver Overview

- History

- Process

- Current Status

- For details:

- <http://www.acf.hhs.gov/programs/cb/programs/child-welfare-waivers>

Montana Waiver Demonstration Project

Overview

- Intervention: Intensive Services Unit
- Three Innovations within the ISU
 - ▣ Intensive In-Home Services – Ages 0-5, Neglect
 - Evidence Based Home Visiting Model – Safe Care Augmented
 - ▣ Kinship Placements/Family Re-Engagement and Kinship Support – Ages 0-12
 - ▣ Congregate Care Placements
- Standardized Screenings and Assessments
- Staggered and phased implementation 2015-2019
- External Evaluation Required

Cost Neutrality Requirement

- IV-E Waiver Demonstration projects require States to remain ‘cost neutral’ at both Federal and State levels
 - ▣ Federal expenditures cannot exceed what would otherwise have been spent
 - ▣ State investments cannot decline over time, or shift to Federal funding sources

- How is this accomplished?
 - ▣ Fiscal analysis of prior three years expenditure data
 - ▣ Projection of next six years caseload and expenditure data under traditional rules
 - ▣ Negotiation of an annual capped allocation

V. Stakeholder Participation

Working Together For Children and Families



Partial List of Potential Stakeholders and Partners

- Legislators
- Other State and DPHHS Agencies/Divisions
- Courts
- Tribes
- Providers
 - ▣ Mental Health
 - ▣ Domestic Violence
 - ▣ EPSDT Services
- Schools
- Other

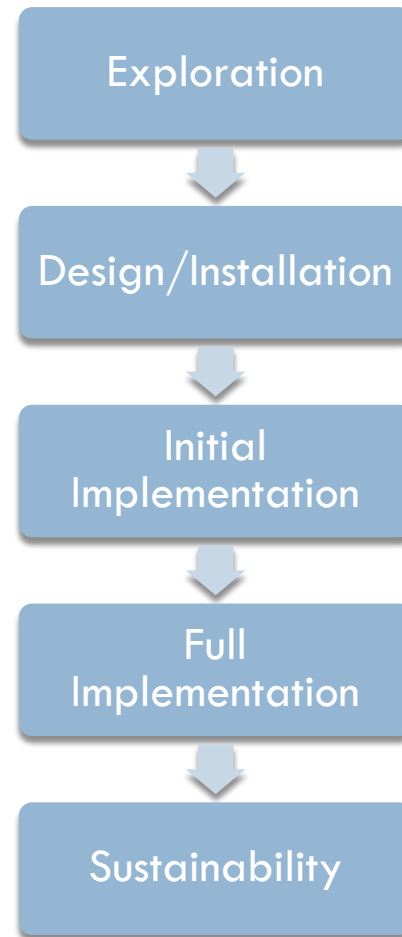
VI. Next Steps

Implementation Science and
Building a Roadmap to Success

Implementation Science

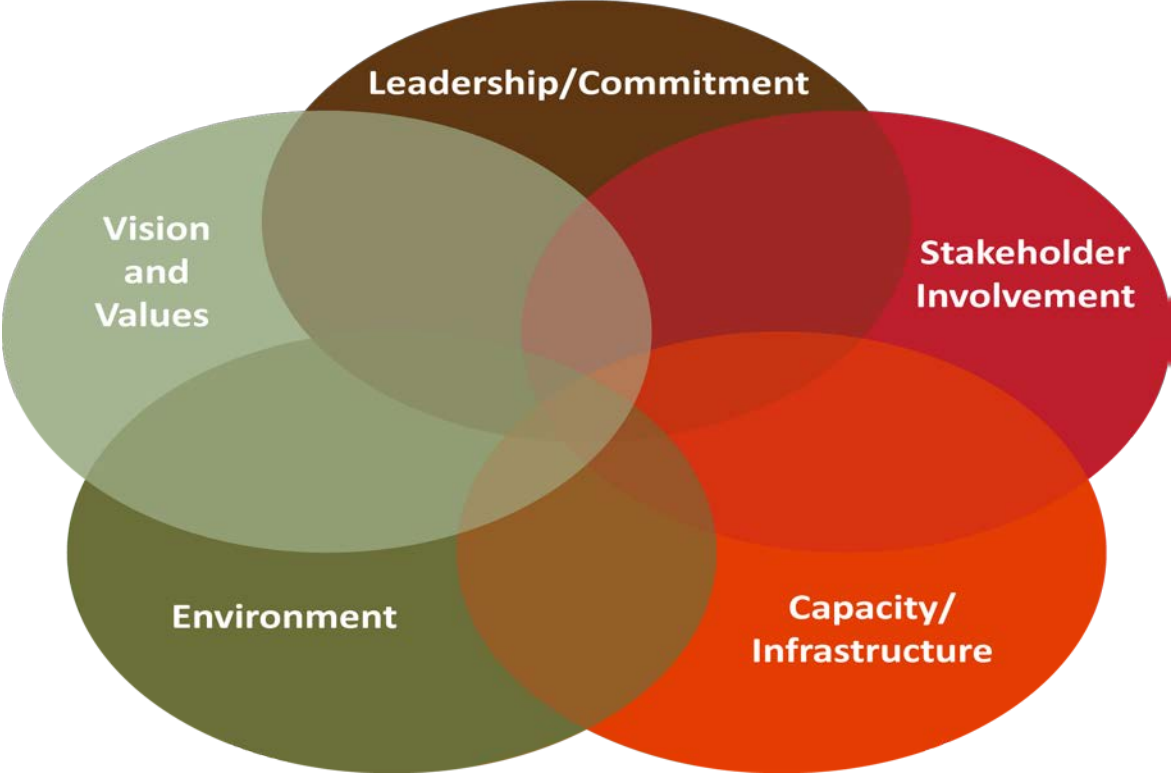
- *A specified set of activities* designed to put into practice a policy, activity, or program of known dimensions
- Implementation processes are purposeful and defined in sufficient detail such that independent observers can detect the presence and strength of these “specified activities”

Stages of Implementation



Key Elements of Systems Change

Key Elements for Implementing Sustainable Systems Change



Waiver Implementation Teams

- Work groups for each Innovation and a Steering Committee to oversee work groups
- Design and help facilitate implementation of waiver demonstration projects in regions and communities
- Receive additional and ongoing training and opportunities to participate in planning
- Will work with SAMS Safety Committee to integrate implementation of both initiatives
- Will help to create sustainable teams to guide the entire 5 year demonstration project

Contact Information

- Sarah Corbally

Administrator

Child and Family Services Division

Montana Department of Public Health and
Human Services

406-841-2410

scorbally@mt.gov



THANK YOU!!!!!!