

Financial Aid Overview

#1 – Types of Financial Aid

#2 – Sources of Financial Aid

#3 – Data Point - Total Financial Aid by Year

#4 – Data Point - Financial Aid per Student

#5 – Data Point - State Funding Comparison

#6 – Data Point – Student Loan Debt

#1 Types of Financial Aid

Merit/Non-Need: based on academic achievements in high school, as well as for special talents and unique traits, such as musical or athletic skills.

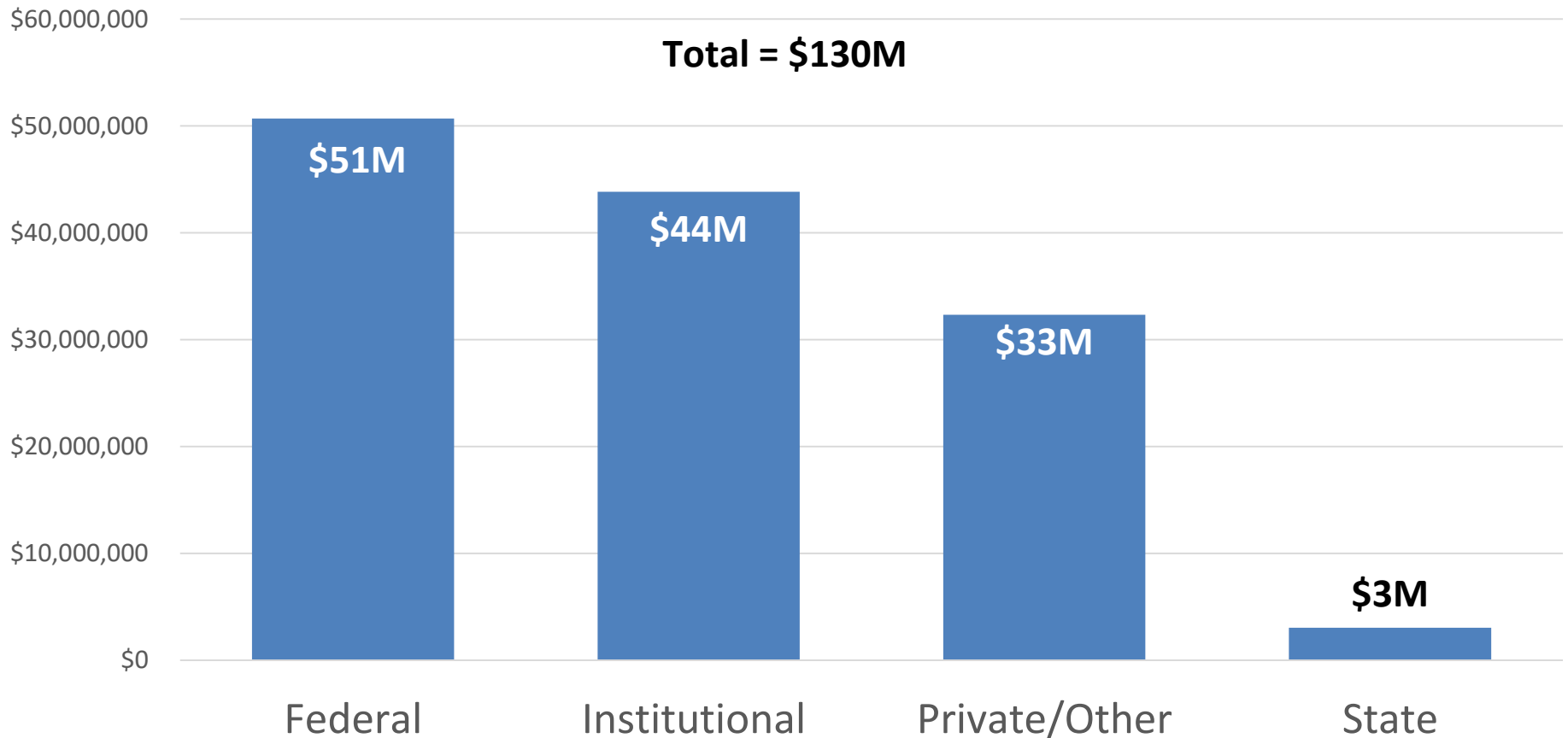
- Presidential Scholarship
- MUS Honors Scholarship
- Athletic Scholarships
- National Merit Scholarship
- Freshmen Achievement Scholarships
- Private scholarships
- **State Aid:**
 - STEM Scholarship
 - Governor's Scholarship

Need-based Aid: based on your family's financial need.

- Pell Grants - Federal
- Work Study - Federal
- Supplemental Education Opportunity Grants (SEOG) - Federal
- **State Aid:**
 - MT Tuition Assistance Program (MTAP)
 - MT Higher Education Grants (MHEG)
 - Governor's Scholarship
 - Work Study
 - SEOG

#2 Financial Aid Awarded by Source, 2016-17

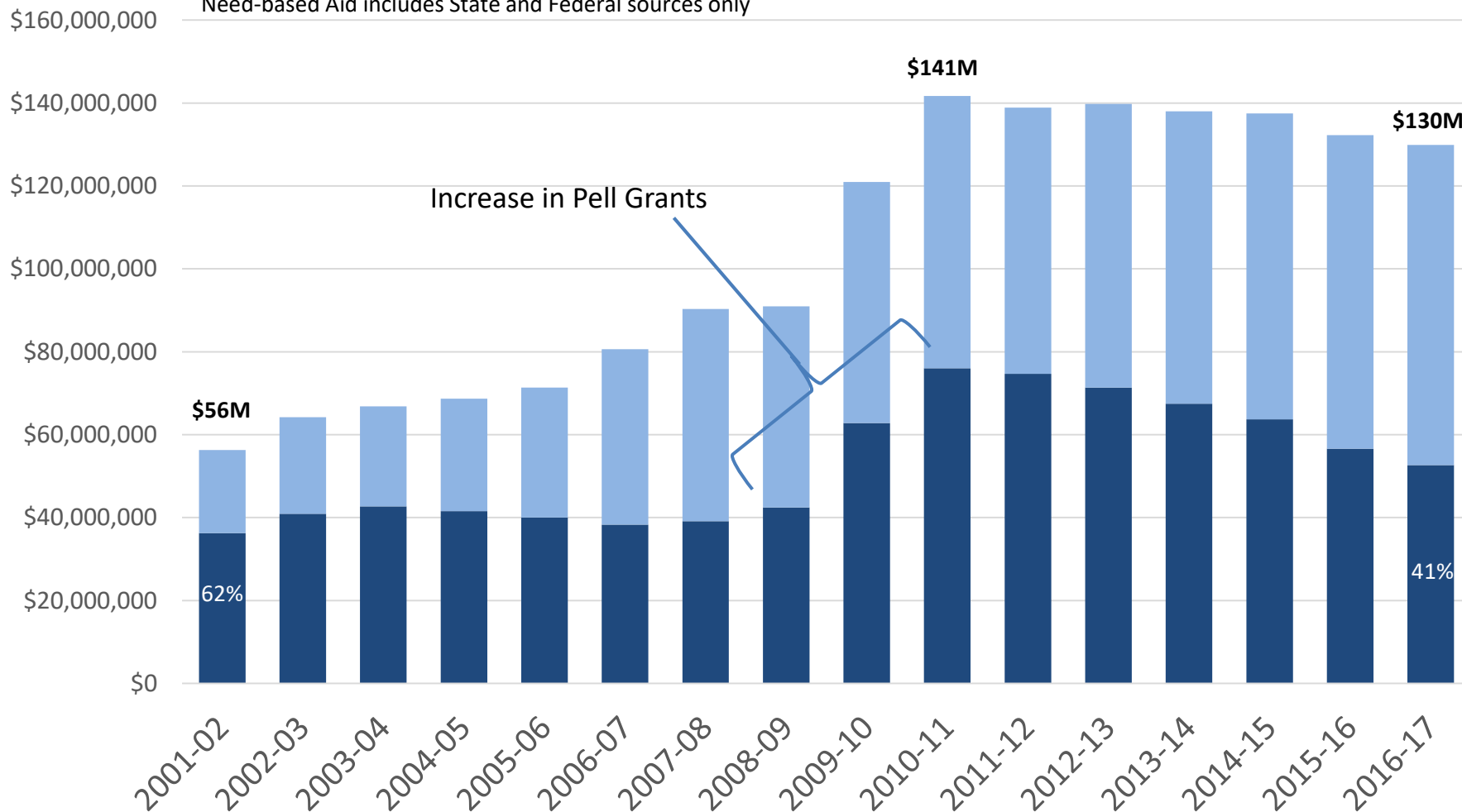
Includes all types of financial aid awarded in the MUS except loans; includes all grants, scholarships, waivers, discounts, and work study



#3 MUS Financial Aid, Total Dollars Awarded

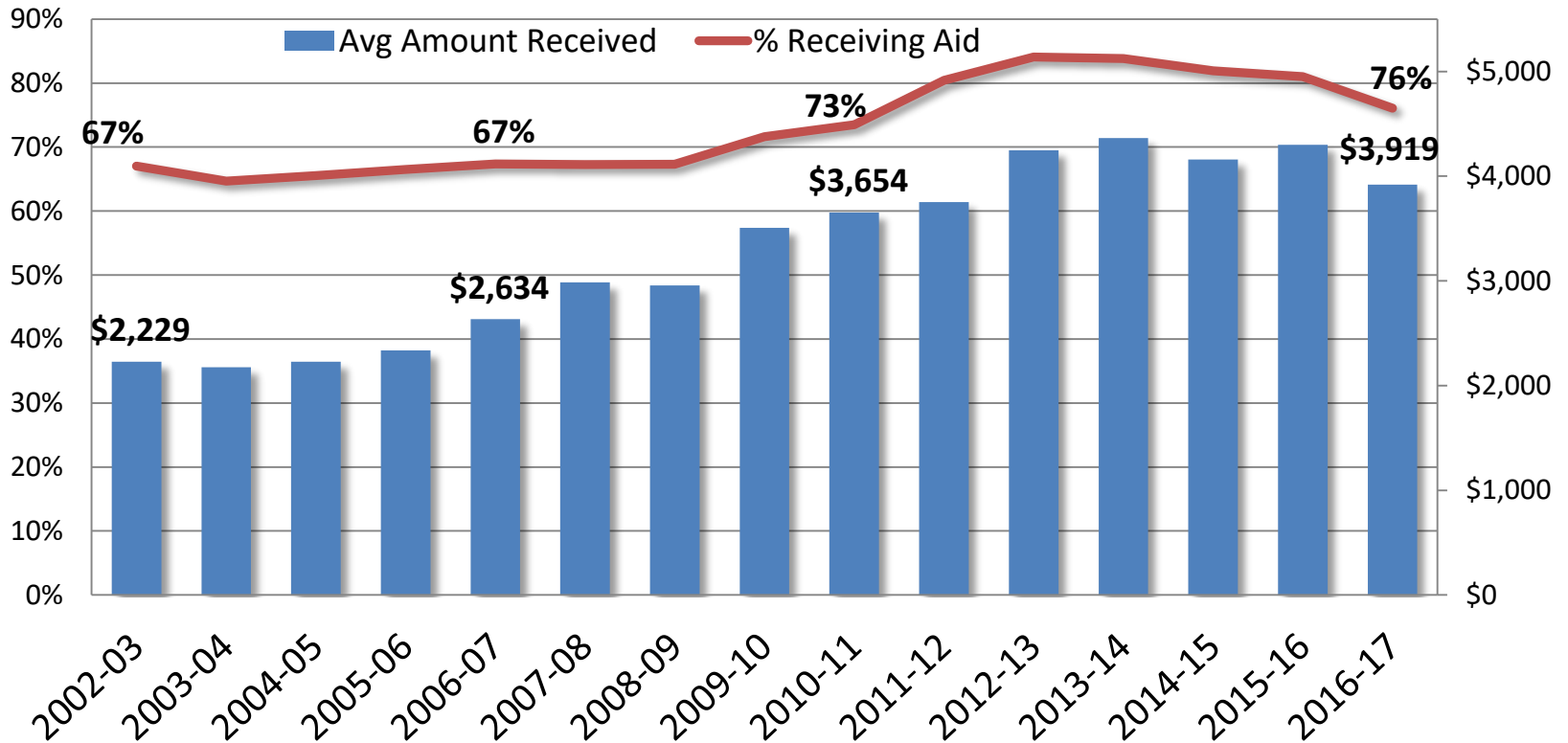
■ Need-based Aid ■ Non Need-based Aid

Need-based Aid includes State and Federal sources only



#4 Financial Aid per Student

Academic Year Aid Received by First-time, Full-time Resident Students
All Campuses



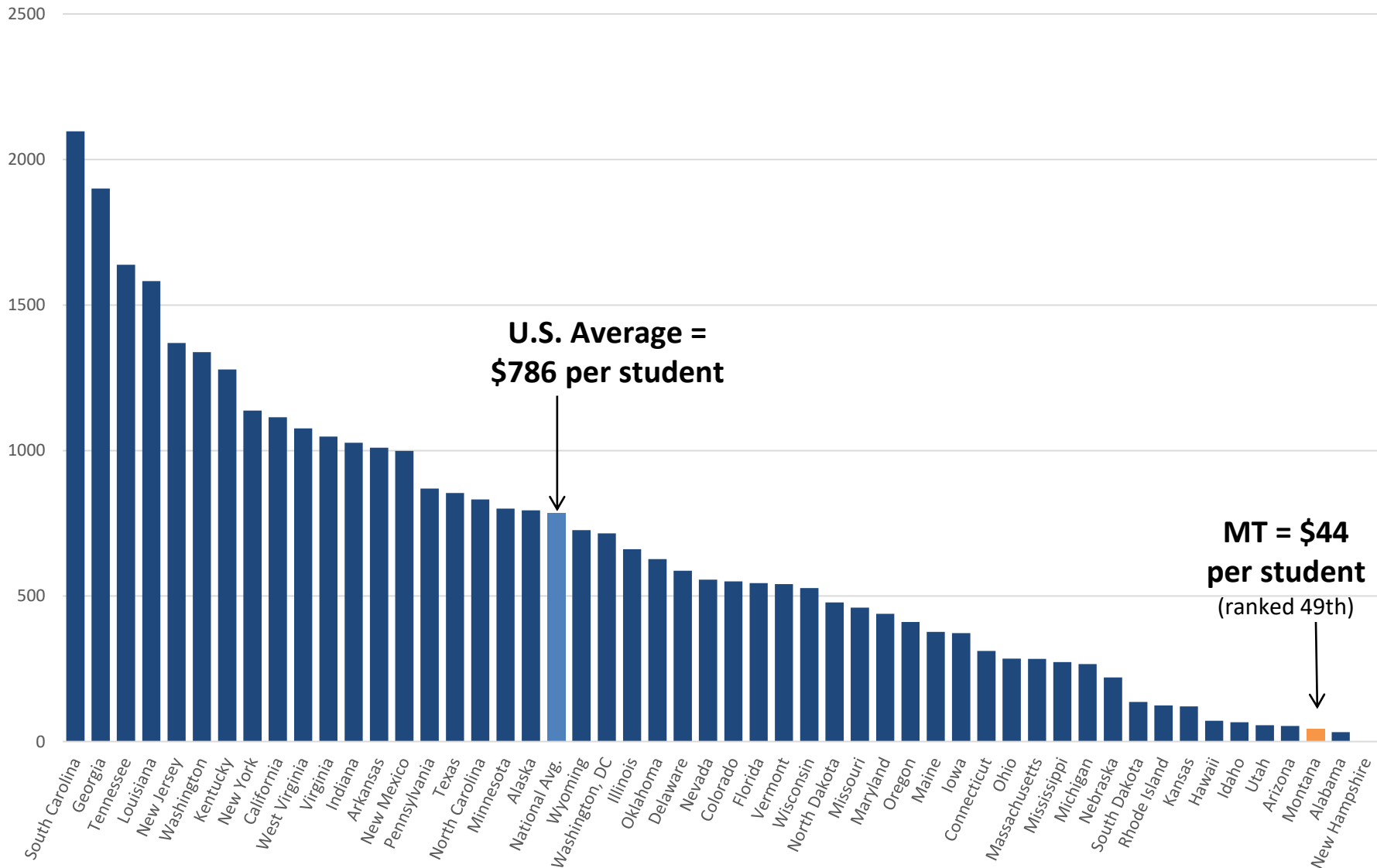
Financial Aid = all types of financial aid except loans, including all grants, scholarships, waivers, and work study; **Academic Year Amounts** = amount received in Fall and Spring semesters, does not include winter or summer sessions; **Average Financial Aid** = average amount received **by all students**, not just those receiving aid; source: MUS Data Warehouse

U.S. % receiving Financial Aid= **70%**; Avg Amt. Received = **\$5,589** (4yr Public Institutions)

76% of Resident, 1st-time, FT students receive aid at an average amount of \$3,900.

#5 State Funded Grant Aid per Undergraduate Student

source: National Association of State Grand and Aid Programs, 2015-16



#6 Average Loan Amounts for MUS Bachelor's Degree Recipients

(no parent PLUS loans included; borrowing activity = 8 years prior to graduation; includes federal and non-federal loans)

