

# *Montana Digital Academy*



Serving Montana Students Since 2010!

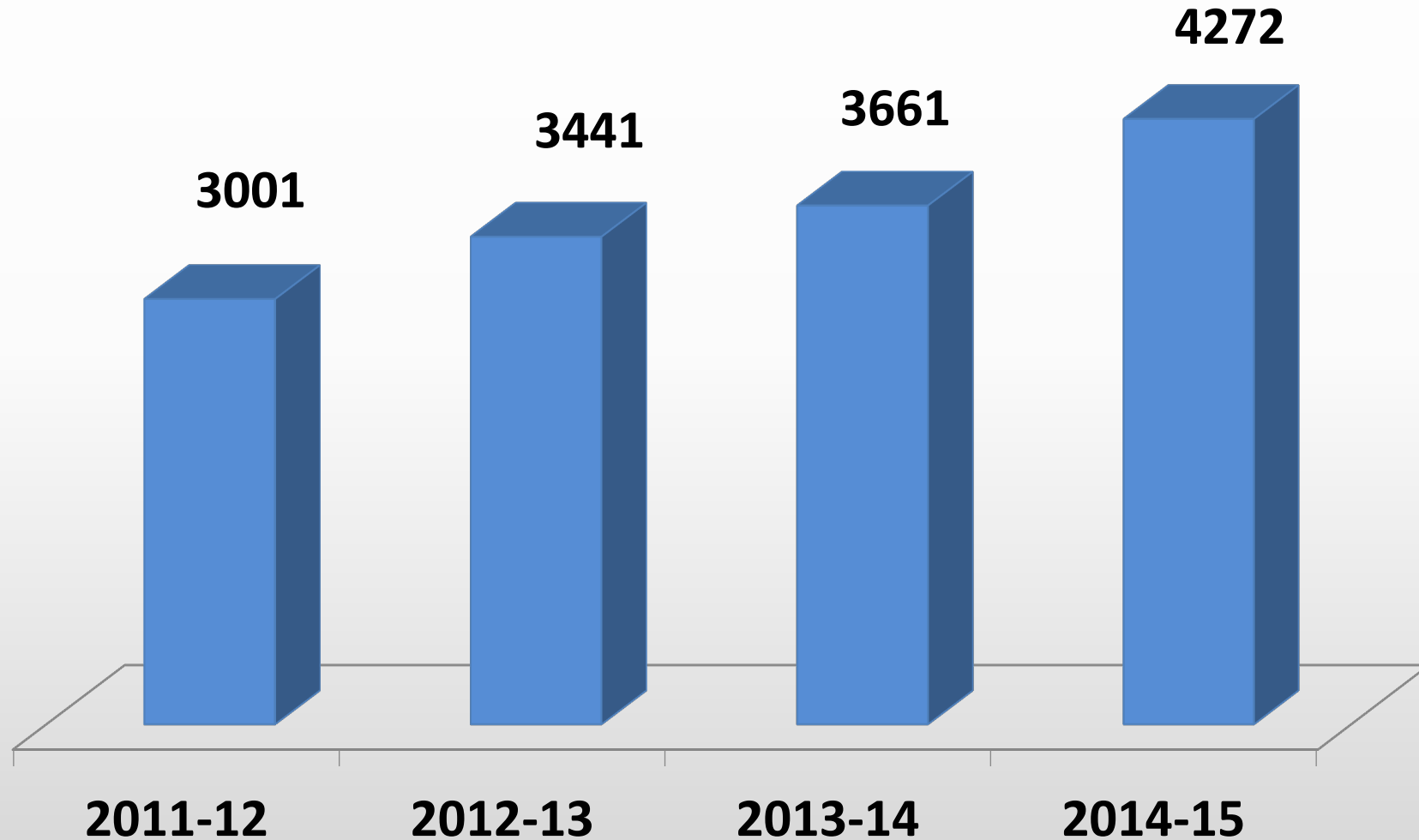
# **MTDA History/Highlights**

- **July 2009 – Montana Legislature approved \$2M funding to start Montana Digital Academy**
- **September 2010 – MTDA opened for student enrollment with 45 courses**
- **September 2015 – Enrollment surpasses 35,000**

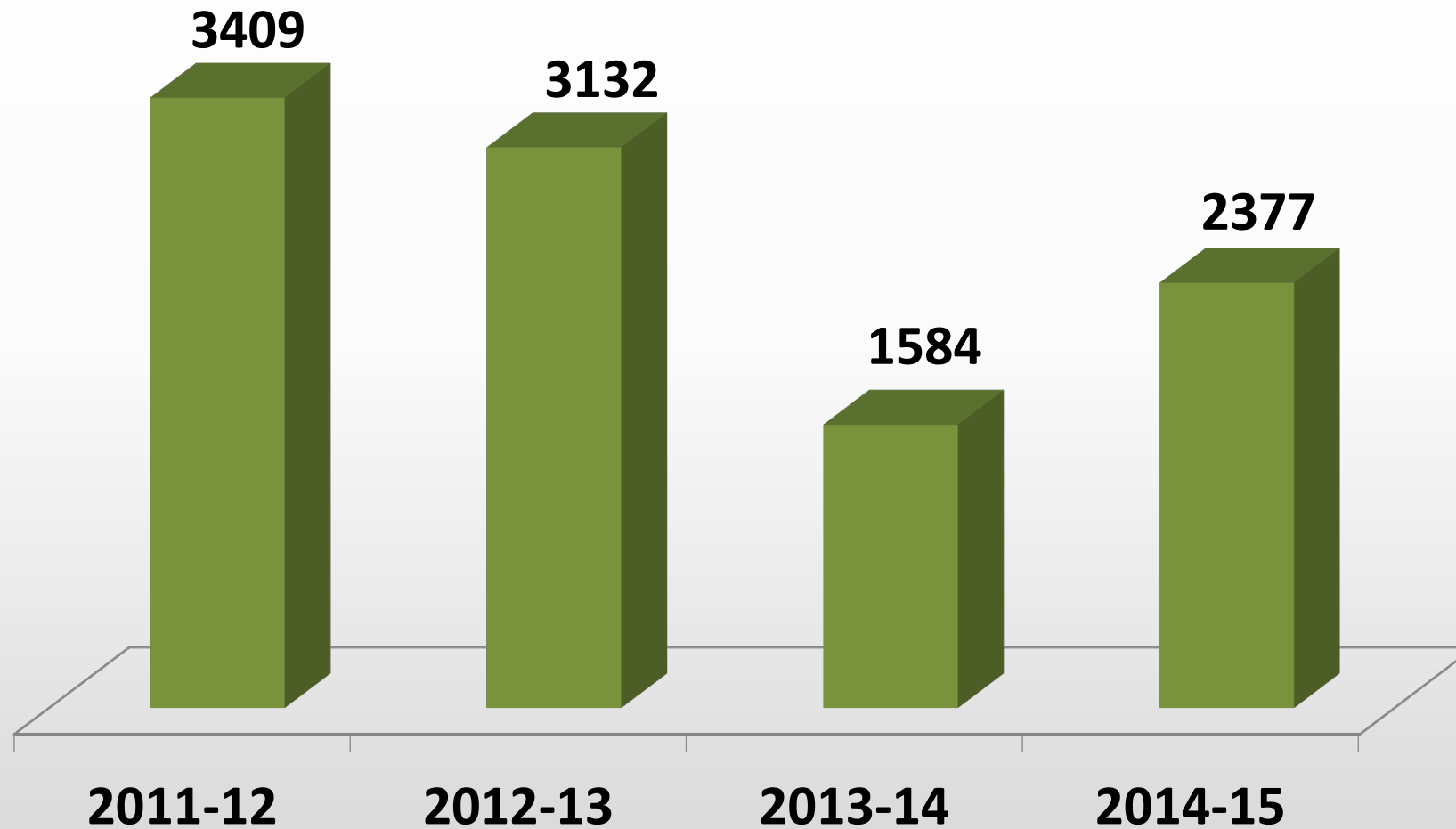
# *MTDA Programs*



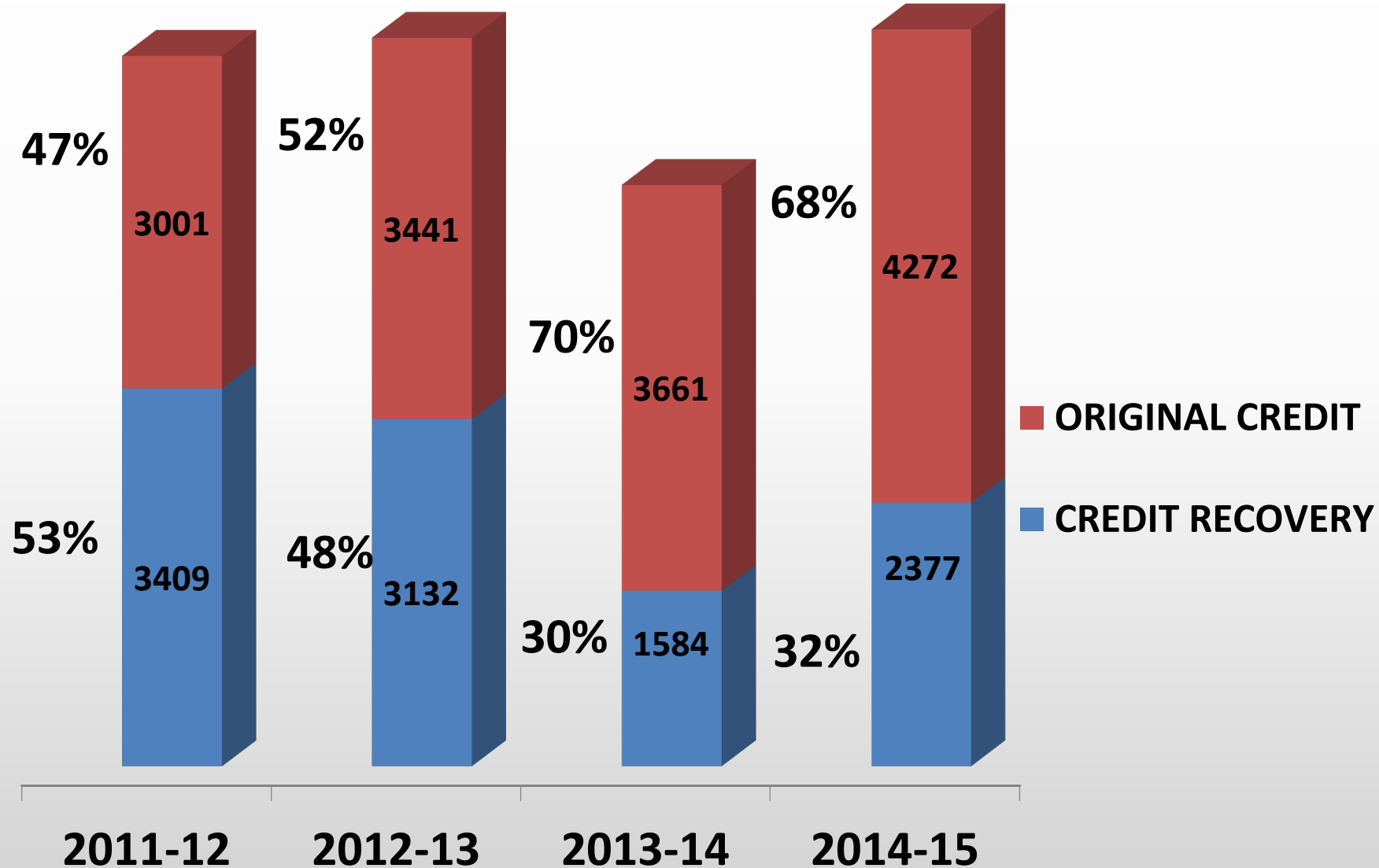
# MONTANA DIGITAL ACADEMY - ORIGINAL CREDIT (Includes AP)



# MONTANA DIGITAL ACADEMY - CREDIT RECOVERY



# MONTANA DIGITAL ACADEMY - PERCENTAGE OF ORIGINAL CREDIT & CREDIT RECOVERY ENROLLMENTS



# Classes students are taking 2014-15

## MTDA Enrollments by Departments

<u>DEPARTMENT</u>	<u>Enrollments</u>	<u>Percentage</u>
SOCIAL STUDIES	1768	25%
ENGLISH LANGUAGE ARTS	1319	19%
WORLD LANGUAGES	1221	17%
MATH	829	12%
SCIENCE	800	11%
HEALTH & PHYS ED	463	7%
CAREER & TECHNICAL ED	451	6%
ARTS	260	4%
TOTAL	7111	100%

# Completion Rates All MTDA Classes 2014-15

Grade Range	Number of enrollments	Percentage of Total	
<b>90% -100%</b>	<b>2023</b>	<b>28%</b>	
<b>80%-89%</b>	<b>2511</b>	<b>35%</b>	
<b>70%-79%</b>	<b>1188</b>	<b>17%</b>	<b>Overall Passing rate = 89%</b>
<b>60%-69%</b>	<b>605</b>	<b>9%</b>	
<b>0%-59%</b>	<b><u>784</u></b>	<b><u>11%</u></b>	
	<b>7111</b>	<b>100%</b>	



# MTDA Enrollment Distribution by School Size

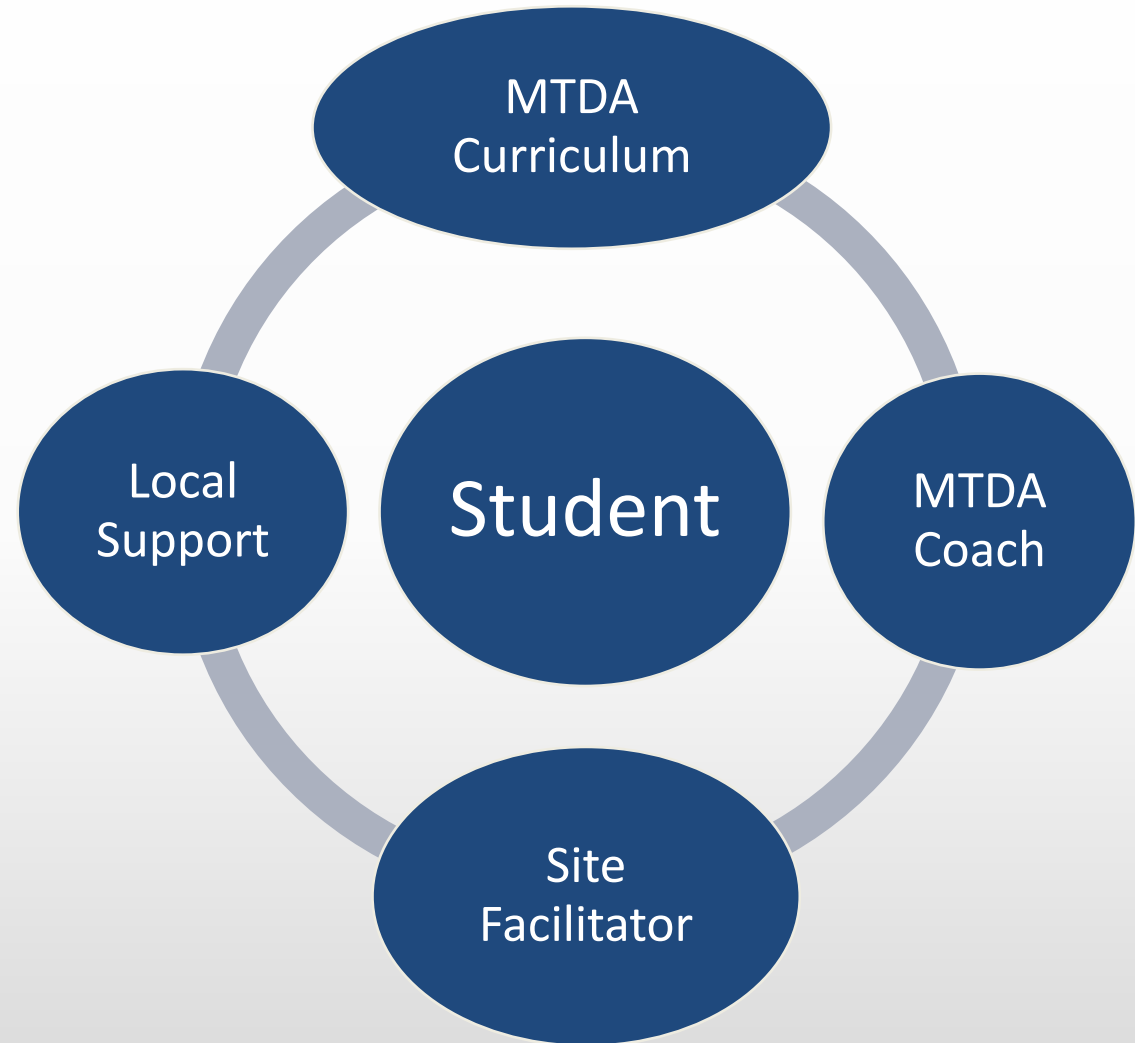
	2014-15 MHSA Student Count	Percentage of MHSA Student Count		2014-15 MTDA HS Enrollments	Percentage of MTDA HS Enrollments
AA	20699	49%		2949	45%
A	9524	23%		1306	20%
B	6953	16%		1081	16%
C	<u>4987</u>	<u>12%</u>		<u>1217</u>	<u>19%</u>
<b>Total</b>	<b>42163</b>	<b>100%</b>		<b>6553</b>	<b>100%</b>

# ***2014 MTDA Enrollments and Unique Students***

- **Total Enrollments for 2014-15 = 7111**
- **Total Students (Unique) = 3811**
- **1932 - Students Enrolled in 1 class = 51%**
- **1245 - Students Enrolled in 2 classes = 33%**
- **280 - Students Enrolled in 3 classes = 7%**

# Re-Tooled Credit Recovery Model for 2015-16

- **Improve Student Experience/Success**
- **Increase Support at the Local School**
- **Significantly Increase Communication**



# MTDA Teachers

- 100 + Licensed Montana Teachers
- From 33 School Districts
- Provide Instruction to Students Across Montana



*What Do I Want My Students To  
Be Ready For?*

HiSet

Math 95 & 100



Applied Calculus

Math Literacy

Algebra

COLLEGE ALGEBRA

Pre Algebra

Algebra

Geometry

Accuplacer

ACT Prep

# The Challenge

- ❖ **32%** of entering Freshman need a remedial math or English course - MUS Total
- ❖ 2 year campuses average is **52%** with some campuses as high as **80%**
- ❖ High School graduates not as ready as they could be to take college course placement tests



***A Project of the Montana Digital Academy***



# Use Cases for EdReady Montana

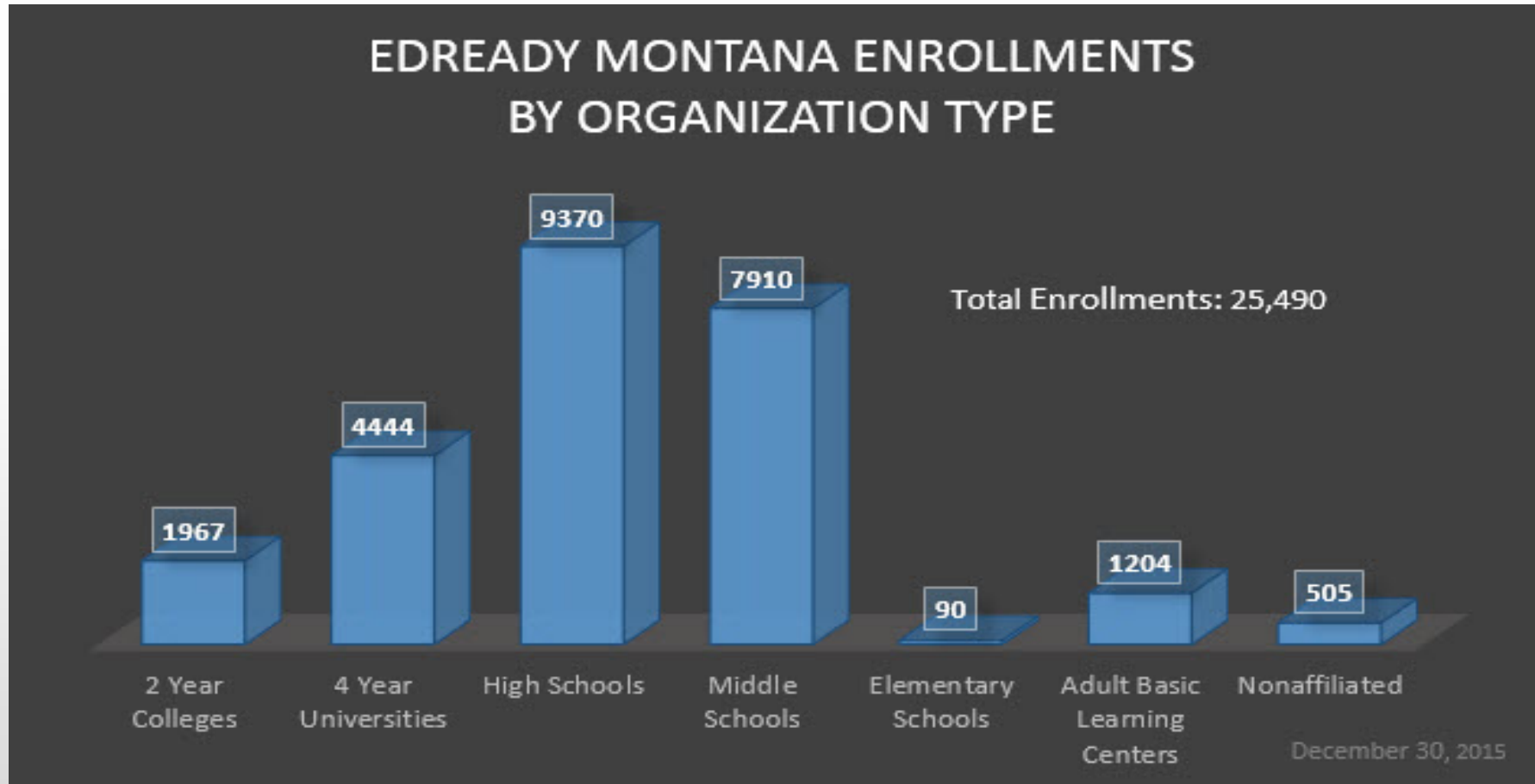
## Higher Education - *Montana University System, Private and Tribal Colleges*

- Placement Test Preparation Tool
- Companion to classroom instruction
- Career Pathways and non math major prep

## Secondary Schools – High Schools and Middle Schools

- Preparation for high school courses - pre-algebra, algebra 1, geometry, algebra 2
- Intervention during the school day - labs
- Support of Instruction – individualization
- Summer remediation – “boot camps”
- Transfer student assessment
- ACT math prep
- College math readiness

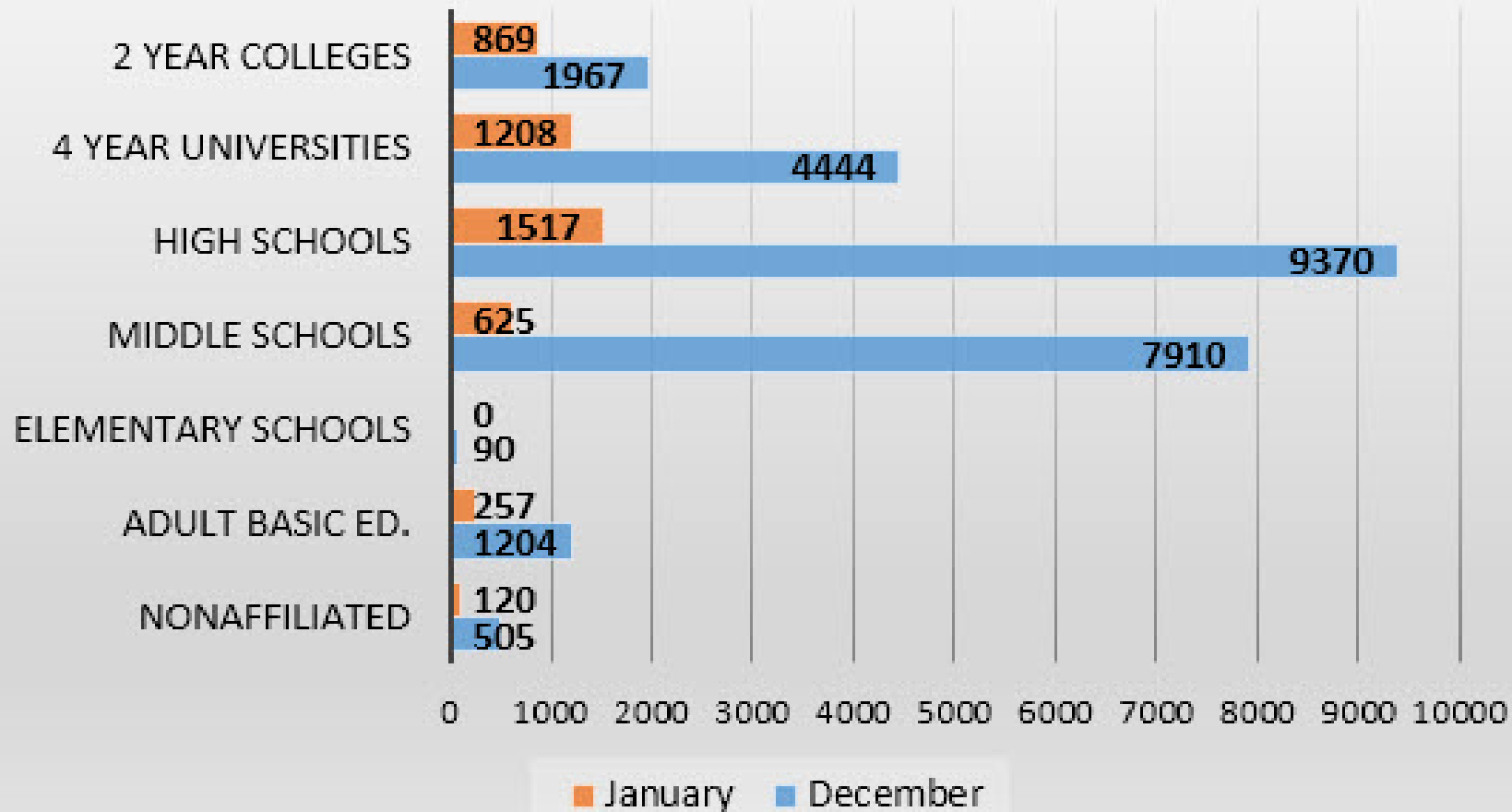
# EdReady Enrollments By Organization





# EdReady Montana Growth in 2015

EdReady MT Enrollments by Organization  
Comparison January to December 2015



**Need help with math?**



**Free online math tutoring.**

[edreadymontana.org](http://edreadymontana.org)



**Free online math tutoring  
for Montana's students.**



**Thank you Dennis and Phyllis Washington Foundation.**  
[edreadymontana.org](http://edreadymontana.org)

# *Montana Digital Academy*



Serving Montana Students Since 2010!