

# VA



# U.S. Department of Veterans Affairs

Medical Center  
Fort Harrison  
(406) 442-6410

VA Community Based  
Outpatient Clinics (CBOC)  
can be found in the  
following cities:

Anaconda CBOC  
(406) 563-6090

Billings CBOC  
(406) 373-3500

Bozeman CBOC  
(406) 582-5300

Cut Bank CBOC  
(406) 873-9047

Glasgow CBOC  
(406) 228-4101

Glendive CBOC  
(406) 377-4755

Great Falls CBOC  
1-877-468-8387

Hamilton Primary Care  
Telehealth Outreach Clinic  
(406) 363-3352

Havre Outreach Clinic  
(406) 265-4304

Kalispell CBOC  
(406) 758-2700

Lewistown CBOC  
(406) 535-4790

Miles City Primary Care  
Clinic and Community  
Living Center  
(406) 874-5600

Missoula CBOC  
(406) 829-5400

Plentywood Primary Care  
Telehealth Outreach Clinic  
(406) 765-3718

Additional information can  
be found at:  
[www.montana.va.gov](http://www.montana.va.gov)

September 26, 2014

FOIA Request No.: **14-08184-F**

Senator Dee L. Brown  
PO Box 444  
Hungry Horse MT 59919

Dear Senator Brown:

This letter serves as the initial agency decision in response to your Freedom of Information Act (FOIA) request dated September 8, 2014. Your request was received by the FOIA Officer on September 11, 2014 in which you requested:

1. Veteran numbers for Montana by gender and county--active duty, reservists & retired with year of discharge and branch of service.
2. Number of Veterans enrolled for VA benefits in Montana--statewide & county
3. Number of Veterans without health insurance--statewide & county
4. Number of Veterans with a disability rating--statewide and by county
5. VA provider inventory--including Fort Harrison, community-based outpatient clinics nursing home units & domiciliaries.
6. Veterans and their continuum of care--average annual number of visits to Montana VA facilities per Veteran and by facility both statewide and by county.
7. Current VA contracts with non-VA Montana providers--by type of contract, administrator & location.

A thorough search has been conducted and provided are seven documents totaling thirty-three pages that are responsive to your request. All information is provided in its entirety.

**Responsive records:**

1. Veteran numbers for Montana by gender and county--active duty, reservists & retired with year of discharge and branch of service. *Data available does not include active duty, reservists & retired with year of discharge and branch of service.*  
Page 1 = Projected Enrollees by Gender Montana Market FY2013; FY2017; FY2023 FY2033  
Pages 2,3 = Veteran Population projections by county Montana Market FY2013; FY2017; FY2023; FY2033  
Pages 4,5 = Enrollee Projections by Montana Market FY2013; FY2017; FY2023; FY2033
2. Number of Veterans enrolled for VA benefits in Montana--statewide & county  
Pages 4,5

3. Number of Veterans without health insurance--statewide & county  
Pages 6,7,8,9 -- State Health Reform Profile, prepared May 2013 by VHA OPP provides the information regarding number of veterans who resided in the state at the end of FY 12
4. Number of Veterans with a disability rating--statewide and by county –  
Pages 10-24 FY 2013 Compensation Pension Recipients by county
5. VA provider inventory--including Fort Harrison, community-based outpatient clinics, nursing home units & domiciliaries.  
Page 25 – VA MTHCS Sites of Care Map  
Pages 26-31 VA Montana HCS Providers by name, location, specialty
6. Veterans and their continuum of care--average annual number of visits to Montana VA facilities per Veteran and by facility both statewide and by county.  
Page 32 Workload Profile by state and Community Based Outpatient Care
7. Current VA contracts with non-VA Montana providers--by type of contract, administrator & location.  
Page 33 Table of Provider Contracts

No portions of the requested records have been withheld either in whole or in part. This concludes VHA's response to your FOIA request.

If you have any further questions, please feel free to contact me at (406)-447-7670.

Sincerely,



Kathy Doughty  
FOIA Officer

Enclosures

Projected Enrollees by Gender Montana Market

		FY2013	FY2017	FY2023	FY2033
(V19)-Montana	All Gender	46,812	49,634	51,040	49,776
(V19)-Montana	Female	3,213	3,880	4,706	5,818
(V19)-Montana	Male	43,599	45,755	46,334	43,959

## Veteran Population Projections by County Montana Market

	FY2013	FY2017	FY2023	FY2033
(30001) Beaverhead, MT	939	921	865	773
(30003) Big Horn, MT	1,010	951	870	778
(30005) Blaine, MT	551	534	512	478
(30007) Broadwater, MT	472	469	457	423
(30009) Carbon, MT	886	843	786	718
(30011) Carter, MT	87	82	74	66
(30013) Cascade, MT	11,011	10,906	10,699	10,008
(30015) Chouteau, MT	525	508	482	441
(30017) Custer, MT	1,329	1,284	1,213	1,112
(30019) Daniels, MT	195	186	177	161
(30021) Dawson, MT	924	876	810	731
(30023) Deer Lodge, MT	1,171	1,140	1,089	984
(30025) Fallon, MT	217	204	187	168
(30027) Fergus, MT	1,150	1,122	1,070	978
(30029) Flathead, MT	9,694	9,410	8,874	7,784
(30031) Gallatin, MT	6,289	6,226	5,956	5,310
(30033) Garfield, MT	123	116	104	90
(30035) Glacier, MT	915	904	863	763
(30037) Golden Valley, MT	98	98	96	93
(30039) Granite, MT	414	395	366	314
(30041) Hill, MT	1,309	1,279	1,213	1,117
(30043) Jefferson, MT	1,164	1,143	1,087	1,001
(30045) Judith Basin, MT	240	230	218	199
(30047) Lake, MT	3,296	3,158	2,933	2,537
(30049) Lewis and Clark, MT	6,957	6,943	6,746	6,230
(30051) Liberty, MT	137	133	123	111
(30055) McCone, MT	182	169	154	136
(30057) Madison, MT	856	830	779	694
(30059) Meagher, MT	225	222	212	189
(30061) Mineral, MT	607	592	568	493
(30063) Missoula, MT	10,276	9,940	9,234	7,955
(30065) Musselshell, MT	541	521	484	447
(30067) Park, MT	1,500	1,446	1,373	1,252
(30069) Petroleum, MT	44	43	40	36
(30071) Phillips, MT	329	321	307	281
(30073) Pondera, MT	547	534	505	462
(30075) Powder River, MT	132	126	117	107
(30077) Powell, MT	1,033	1,002	944	833
(30079) Prairie, MT	142	137	128	116
(30081) Ravalli, MT	5,394	5,272	5,012	4,421
(30083) Richland, MT	714	686	643	578
(30085) Roosevelt, MT	903	865	807	702
(30087) Rosebud, MT	825	784	721	647
(30089) Sanders, MT	1,633	1,587	1,515	1,335
(30091) Sheridan, MT	309	293	273	238

(30093) Silver Bow, MT	3,486	3,434	3,278	2,948
(30095) Stillwater, MT	808	785	745	680
(30097) Sweet Grass, MT	387	375	357	325
(30099) Teton, MT	603	586	553	504
(30101) Toole, MT	538	517	479	433
(30103) Treasure, MT	90	86	78	68
(30105) Valley, MT	723	700	671	597
(30107) Wheatland, MT	197	191	181	165
(30109) Wibaux, MT	97	92	84	75
(30111) Yellowstone, MT	14,589	13,998	13,093	11,886
(38007) Billings, ND	131	119	107	96
(38033) Golden Valley, ND	174	165	153	137
(38087) Slope, ND	49	45	40	35
	99167			

## Enrollee Projections by Montana Market

	FY2013	FY2017	FY2023	FY2033
(30001) Beaverhead, MT	405	434	436	429
(30003) Big Horn, MT	338	359	353	347
(30005) Blaine, MT	239	248	257	269
(30007) Broadwater, MT	391	401	406	396
(30009) Carbon, MT	433	457	471	466
(30011) Carter, MT	46	47	43	<40
(30013) Cascade, MT	5,695	6,008	6,320	6,405
(30015) Chouteau, MT	244	250	251	249
(30017) Custer, MT	629	693	733	716
(30019) Daniels, MT	79	81	82	82
(30021) Dawson, MT	362	386	392	383
(30023) Deer Lodge, MT	584	605	625	615
(30025) Fallon, MT	68	73	74	73
(30027) Fergus, MT	590	614	614	604
(30029) Flathead, MT	4,659	4,867	4,984	4,732
(30031) Gallatin, MT	3,012	3,236	3,369	3,203
(30033) Garfield, MT	48	48	42	<40
(30035) Glacier, MT	471	509	526	507
(30037) Golden Valley, MT	69	75	80	82
(30039) Granite, MT	160	162	158	148
(30041) Hill, MT	620	641	641	639
(30043) Jefferson, MT	769	796	799	794
(30045) Judith Basin, MT	111	113	112	111
(30047) Lake, MT	1,148	1,209	1,218	1,162
(30049) Lewis and Clark, MT	4,547	4,807	4,988	4,966
(30051) Liberty, MT	48	53	50	50
(30055) McCone, MT	64	63	61	57
(30057) Madison, MT	411	426	422	407
(30059) Meagher, MT	115	122	127	121
(30061) Mineral, MT	320	334	341	317
(30063) Missoula, MT	4,086	4,334	4,332	4,069
(30065) Musselshell, MT	282	302	303	305
(30067) Park, MT	686	711	734	737
(30069) Petroleum, MT	<40	<40	<40	<40
(30071) Phillips, MT	202	204	203	195
(30073) Pondera, MT	277	291	287	281
(30075) Powder River, MT	67	72	72	72
(30077) Powell, MT	443	471	475	451
(30079) Prairie, MT	85	90	92	86
(30081) Ravalli, MT	2,285	2,503	2,650	2,584
(30083) Richland, MT	379	397	398	375
(30085) Roosevelt, MT	370	373	363	331
(30087) Rosebud, MT	334	357	350	340
(30089) Sanders, MT	779	822	861	830
(30091) Sheridan, MT	114	112	109	100

(30093) Silver Bow, MT	1,766	1,877	1,917	1,875
(30095) Stillwater, MT	445	482	503	493
(30097) Sweet Grass, MT	171	192	213	203
(30099) Teton, MT	297	310	302	295
(30101) Toole, MT	226	233	222	219
(30103) Treasure, MT	<40	<40	<40	<40
(30105) Valley, MT	404	408	408	377
(30107) Wheatland, MT	119	127	131	122
(30109) Wibaux, MT	<40	<40	<40	<40
(30111) Yellowstone, MT	6,133	6,655	6,951	6,847
(38007) Billings, ND	<40	<40	<40	<40
(38033) Golden Valley, ND	63	68	70	66
(38087) Slope, ND	<40	<40	<40	<40

Veteran State Health Reform Profile  
VHA Office of Policy and Planning

Version 4, revised April 2014

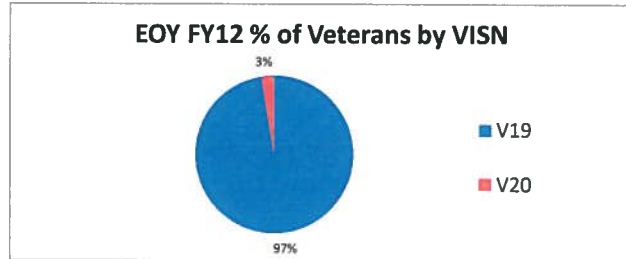
State: <b>Montana</b>	Age Range: <b>All Ages</b>	September 15, 2014
-----------------------	----------------------------	--------------------

1) State ACA Decisions

Expanding Medicaid	Health Insurance Marketplace Status
No	Federal

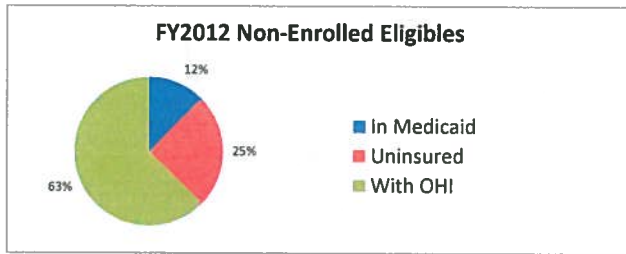
2) VISNs Within The State

VISNs	VetPop 2011 EOY FY12 Veterans (All Ages)	BY12 EHCPM EOY FY12 Actual Enrollees (All Ages)	% of VetPop by VISN (All Ages)
V19	99,400	46,000	97%
V20	2,700	1,400	3%
Totals	102,100	47,400	100%



3) Veterans

Total	102,200
Non-Enrolled	54,800
Est. Non-Enrolled Eligibles	26,600
Est. Non-Enrolled Eligibles in Medicaid	3,300
Est. Uninsured Eligible	6,600
Est. Non-Enrolled Eligibles With Other Health Insurance (OHI)	16,700
Est. Future Separates FY14-FY16	3,700

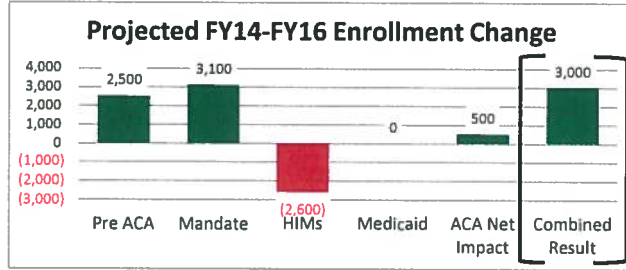


4) VA Enrollees

Total FY12 EOY	47,400
----------------	--------

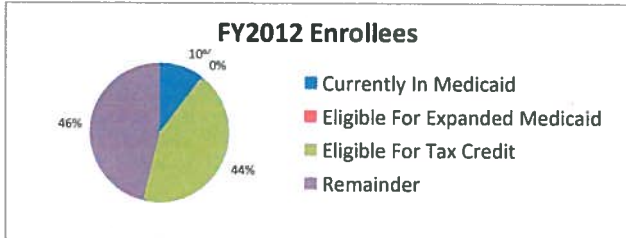
a Projected Enrollment Change FY14-FY16

BY12 Pre ACA Projected Change	2,500
Projected Impact From Mandate	3,100
Projected Impact From Insurance Marketplace	(2,600)
Projected Impact From Medicaid	NA
Projected ACA Net Impact	500
Combined Pre ACA With ACA Net Impact	3,000



b VA Enrollees

Est. Currently Enrolled In Medicaid <sup>1</sup>	4,900	
Est. Eligible for Expanded Medicaid <sup>2</sup>	0	
Est. Eligible for Tax Credit <sup>3</sup>	20,600	
Est. Remaining VA Enrollees	21,900	
FY12 Enrolled Users	69%	32,800
FY12 Enrolled Non-Users	31%	14,600

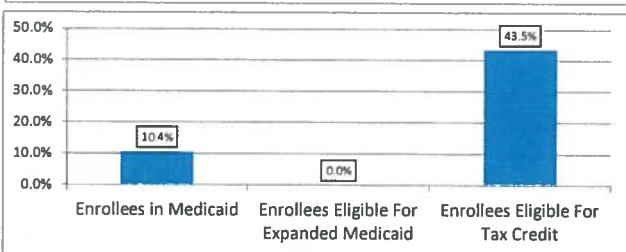


5) State Assumptions

- 1 VA enrollees currently enrolled in Medicaid 10.4%
- 2 VA enrollees eligible for expanded Medicaid\* 0.0%
- 3 VA enrollees eligible for tax credit (income) 43.5%

\* Assumes expansion to 138% of FPL

Data Sources: VetPop 2011, BY12 EHCPM, ACA Push-Pull Analysis  
American Community Survey (ACS) 2012,  
Current Enrollment (VSSC ProClarity Cube)





## Veterans State Health Reform Profile

### April 2014 - VHA, OPP

#### Updates in this version:

- 1) Updated Medicaid expansion decisions for Ohio and New Hampshire
- 2) Updated American Community Survey Data in Sections 3 and 5 from 2011 to 2012
- 3) Updated estimate of ACA's impact on current enrollment projections in Section 4a
- 4) Refined estimates of Veterans not enrolled but eligible to enroll in Section 3

The 2014 Veterans State Health Reform Profile Tool is an Excel workbook that presents detailed FY12 Veteran and enrollee populations broken out by health care categories relevant to the implementation of health reform. The intent is to provide an estimate of the number of Veterans, in various groups, that might be impacted by health reform for use by the field in planning their response to health reform. Estimates of the three year impact on enrollment including gains (pulls) and losses (pushes) associated with options offered through ACA are also provided. The state profile consists of five sections. All numbers reported are rounded to the nearest hundred.

Data sources: VetPop 2011 (VetPop) for estimates of total Veterans and separatees by state and age range, BY12 Enrollee Health Care Projection Model (EHCPM) for estimates of enrollees and non-enrolled eligibles, American Community Survey 2012 (ACS) for the state assumptions, VSSC Current Enrollment Cube for enrollee users, healthcare.gov for up-to-date state decisions to expand Medicaid and Health Insurance Marketplace status and ACA Push Pull Analysis Report for projected enrollment gains and losses due to ACA.

Section 1) State Expanding Medicaid Decision and Health Insurance Marketplace Status: The statuses for the selected state are reported. Values for Expanding Medicaid are Yes and No. Values for Health Insurance Marketplace Status are State, Federal and Partnership with Federal. These values do not change for different age ranges.

Section 2) VISNs Within the State data table and chart. Because VISN boundaries cross state boundaries many states consist of multiple VISNs. Veteran and enrollment data as of end-of-year FY12 for each VISN within the selected state along with the percentage of Veterans by VISN are reported in the data table and displayed in the accompanying pie chart.

#### Section 3) Veterans data table and chart includes:

- Total number of Veterans is the number of Veterans who resided in the state at the end of FY12 within the selected age range.
- Non-Enrolled is the total number of Veterans minus the number of enrollees as reported in Section 4.
- Estimated Non-Enrolled Eligibles is the number of Veterans not enrolled but eligible to enroll. In priority statuses 1, 2, 3, 4, 5, 6 and 7 all Veterans not enrolled are eligible to enroll. In priority status 8 Veterans not enrolled are eligible to enroll if they are OEF/OIF/OND Veterans or whose income exceeds the current VA National Income Thresholds or VA National Geographic Income Thresholds by 10% or less. Non-Enrolled Eligibles is divided into the following three subgroups.
  - Estimated Non-enrolled Eligibles in Medicaid is the total non-enrolled eligibles in the selected state and age range who, in the ACS 2012, report being enrolled in a state Medicaid program, not enrolled in VHA, having income below the enrollment income threshold and report greater than 10% service connected disability.
  - Estimated Uninsured Eligible is the estimated number of Veterans in the selected state and age range who, in the ACS 2012, report having no health care insurance

## Veterans State Health Reform Profile

**April 2014 - VHA, OPP**

state and age range who, in the ACS 2012, report having no health care insurance, not enrolled in VHA, having income below the enrollment income threshold and report greater than 10% service connected disability.

- Estimated Non-Enrolled Eligibles With Other Health Insurance is the total non-enrolled eligibles minus those in Medicaid or uninsured.
- Estimated Future Separatees FY14-FY16 provided by the VA Office of the Actuary. These are service members expected to separate from the military in FY14-FY16 who will reside in the selected state.

### Section 4) Enrollees data table and chart include:

- Total enrollees is the number of enrollees for the selected state and age range.
- 4a. Projected Enrollment Change FY14-FY16 - Estimates are based on Enrollee Health Care Projection Model (BY12) projections for FY2014 and on separate analyses performed for VHA by The Lewin Group ("Sensitivity Analysis of the Impact of ACA on VHA Enrollment and Cost"), and by Milliman (using data underlying "C08-39 BY12 ACA Model by State 20140327.xlsb" to isolate the Medicaid impact from Lewin's analysis).
  - BY12 Pre ACA Projected Change is the cumulative three year projected change in total enrollment for the selected state and age range from the BY12 Enrollee Health Care Projection Model.
  - Projected Impact From Mandate is the estimated number of Veterans who will enroll in VHA to meet their health care insurance coverage requirement under ACA.
  - Projected Impact From Insurance Marketplace is the estimated number of non-enrolled eligible Veterans who will choose to participate in their state's marketplace and not enroll in VHA.
  - Projected Impact From Expanded Medicaid is the estimated number of non-enrolled eligible Veterans residing in the states expanding Medicaid coverage who will choose will choose to enroll in Medicaid.
  - Projected ACA Net Impact is the sum of gains and losses reported in the three previous rows.
  - Combined Pre ACA With ACA Net Impact is the sum of pre-ACA enrollment changes and the net ACA impact reported in the row above.
- 4b. VA Enrollees: Total number of enrollees is divided into the following four subgroups.
  - Estimated Currently Enrolled in Medicaid is the total number of enrollees multiplied by the percent VA enrollees currently enrolled in Medicaid reported in Section 5 #1.
  - Estimated Eligible for Expanded Medicaid is the total number of enrollees multiplied by the percent VA enrollees eligible for expanded Medicaid (assumes expansion for income up to 138% of FPL) reported in Section 5 #2.
  - Estimated Eligible for Tax Credit is the total number of enrollees multiplied by the percent VA enrollees eligible for tax credit (income between 139% and 400% of FPL) reported in Section 5 #3.
  - Estimated Remaining VA Enrollees is the total number of enrollees minus the estimated number currently enrolled in Medicaid minus the number eligible for expanded Medicaid, if applicable in the selected state, minus the estimated eligible for the tax credit.
- 4c. Users
  - FY12 Enrolled Users is the number of enrollees who reside in the selected state, are within the selected age range and for whom the cost of services provided to them in FY12 was greater than \$1. The percent users (users/total enrollees) is calculated in the highlighted cell to the left of the count.
  - FY12 Enrolled Non-Users is the total enrollee count minus the number of users. The percent non-users (users/total enrollees) is calculated in the highlighted cell to the left of the count.

**Veterans State Health Reform Profile**  
**April 2014 - VHA, OPP**

Section 5) State Assumptions data table and chart: Results reported in the 2011 American Community Survey for three conditions are provided as percentages of the applicable population. The values in this section are derived from Veteran self-reported enrollment status, health insurance coverage and income. Specific conditions include: 1) VA enrollees currently enrolled in Medicaid, 2) VA enrollees eligible for expanded Medicaid (assumes expansion to 138% of FPL) and 3) VA enrollees eligible for tax credit (based on reported income between 139% and 400% of FPL, however other factors e.g. having OHI coverage, are also employed in determining eligibility for the tax credit which when considered may reduce this percentage).

The workbook contains one report tab: State Profile. This spreadsheet operates like a pivot table. The page display is adjusted by selecting the desired combination of state and age range from dropdown list in cells B4 and G4 respectively. Click in the cell and a down arrow will appear just outside the bottom right corner of the cell. Valid state options include the 50 US states plus the District of Columbia and Puerto Rico. Values for Age range are Under 65, 65 and Over and All Ages. Both the introduction and profile tabs are printable using the standard Excel print function. The workbook is protected in order not to allow any cell to be modified other than State (B4) and Age Range (G4).

Obs	State	County	Total Combined Rating	Total: Veteran Compensation or Pension Recipients	Total: Veteran Compensation Recipients	Total: Veteran Pension Recipients	Males: Veteran Compensation or Pension Recipients	Females: Veteran Compensation or Pension Recipients	Age: less than 35	Age: 35-44	Age: 45-54	Age: 55-64	Age: 65-74	Age: 75 or older	Age: Unknown
18865	Montana	Beaverhead	10	47	47	0	46	*	*	*	*	*	17	*	0
18866	Montana	Beaverhead	20	27	27	0	26	*	*	*	*	*	*	0	0
18867	Montana	Beaverhead	30	16	16	0	16	0	*	*	*	*	*	*	0
18868	Montana	Beaverhead	40	13	13	0	12	*	*	*	*	*	*	*	0
18869	Montana	Beaverhead	50	11	11	0	11	0	*	*	*	*	*	*	0
18870	Montana	Beaverhead	60	*	*	0	*	0	0	0	*	*	*	*	0
18871	Montana	Beaverhead	70	20	20	0	16	*	0	*	*	*	*	*	0
18872	Montana	Beaverhead	80	*	*	0	*	*	*	0	*	*	0	*	0
18873	Montana	Beaverhead	90	*	*	0	*	*	0	0	*	*	*	*	0
18874	Montana	Beaverhead	100	10	10	0	10	0	*	*	*	*	*	*	0
18875	Montana	Beaverhead	NSC	20	20	0	20	0	0	0	*	*	*	*	0
18876	Montana	Big Horn	0	0	0	0	0	0	0	0	0	0	0	0	0
18877	Montana	Big Horn	10	22	22	0	20	*	*	*	*	*	*	*	0
18878	Montana	Big Horn	20	16	16	0	15	*	*	*	*	*	*	*	0
18879	Montana	Big Horn	30	13	13	0	12	*	0	*	*	*	*	*	0
18880	Montana	Big Horn	40	11	11	0	*	*	*	0	*	*	*	0	0
18881	Montana	Big Horn	50	10	10	0	10	0	*	*	*	*	*	*	0
18882	Montana	Big Horn	60	*	*	0	*	*	*	*	*	*	*	0	0
18883	Montana	Big Horn	70	10	10	0	10	0	*	*	*	*	*	0	0
18884	Montana	Big Horn	80	16	16	0	15	*	*	*	*	*	*	*	0
18885	Montana	Big Horn	90	*	*	0	*	0	*	*	0	*	*	0	0
18886	Montana	Big Horn	100	11	11	0	10	*	0	*	*	*	*	0	0











FY 2013 Compensation Pension Recipients by County  
 Source: <http://www.va.gov/vetdata>  
 National Center for Veterans Analysis and Statistics

19034	Montana	Flathead	NSC	173	0	173	166	*	0	0	*	62	30	75	0
19035	Montana	Gallatin	0	*	390	0	*	0	0	0	0	*	*	0	0
19036	Montana	Gallatin	10	390	390	0	366	24	0	69	47	67	98	64	0
19037	Montana	Gallatin	20	182	182	0	166	16	16	37	16	27	41	28	0
19038	Montana	Gallatin	30	172	172	0	157	15	15	36	28	27	36	27	0
19039	Montana	Gallatin	40	138	138	0	124	14	14	48	19	21	24	12	0
19040	Montana	Gallatin	50	84	84	0	76	*	*	19	*	14	15	19	0
19041	Montana	Gallatin	60	108	108	0	97	11	11	30	*	12	18	17	0
19042	Montana	Gallatin	70	93	93	0	87	*	*	14	11	16	29	13	0
19043	Montana	Gallatin	80	54	54	0	52	*	*	*	*	*	15	11	0
19044	Montana	Gallatin	90	24	24	0	22	*	*	*	*	*	*	*	0
19045	Montana	Gallatin	100	81	81	0	77	*	*	11	*	18	25	15	0
19046	Montana	Gallatin	NSC	47	0	47	43	*	*	*	0	14	*	25	0
19047	Montana	Garfield	0	0	0	0	0	0	0	0	0	0	0	0	0
19048	Montana	Garfield	0	*	*	0	*	0	0	0	0	*	0	0	0
19049	Montana	Garfield	20	*	*	0	*	0	0	*	0	0	*	0	0
19050	Montana	Garfield	30	*	*	0	*	0	0	0	0	*	*	*	0
19051	Montana	Garfield	40	0	0	0	0	0	0	0	0	0	0	0	0
19052	Montana	Garfield	50	*	*	0	*	0	0	0	0	*	0	0	0
19053	Montana	Garfield	60	0	0	0	0	0	0	0	0	0	0	0	0
19054	Montana	Garfield	70	*	*	0	*	0	0	0	0	0	*	0	0
19055	Montana	Garfield	80	*	*	0	*	0	0	0	0	0	*	0	0
19056	Montana	Garfield	90	0	0	0	0	0	0	0	0	0	0	0	0
19057	Montana	Garfield	100	0	0	0	0	0	0	0	0	0	0	0	0
19058	Montana	Garfield	NSC	*	0	*	*	0	0	0	0	0	0	*	0
19059	Montana	Glacier	0	*	*	0	*	0	0	0	0	0	0	*	0
19060	Montana	Glacier	10	54	54	0	49	*	*	*	12	*	*	*	0
19061	Montana	Glacier	20	23	23	0	21	*	*	*	*	*	*	*	0
19062	Montana	Glacier	30	20	20	0	19	*	*	*	*	*	*	*	0
19063	Montana	Glacier	40	29	29	0	26	*	*	*	*	*	*	*	0
19064	Montana	Glacier	50	17	17	0	15	*	*	*	*	*	*	*	0
19065	Montana	Glacier	60	19	19	0	18	*	*	*	*	*	*	*	0
19066	Montana	Glacier	70	18	18	0	17	*	*	*	*	*	*	*	0
19067	Montana	Glacier	80	10	10	0	10	0	0	*	*	*	*	*	0
19068	Montana	Glacier	90	*	*	0	*	0	0	*	*	*	*	*	0
19069	Montana	Glacier	100	17	17	0	16	*	*	*	*	*	*	*	0
19070	Montana	Glacier	NSC	20	0	20	20	0	0	0	*	*	*	12	0
19071	Montana	Golden Valley	10	*	*	0	*	0	0	*	0	0	0	0	0
19072	Montana	Golden Valley	20	*	*	0	*	0	0	*	0	*	0	*	0
19073	Montana	Golden Valley	30	*	*	0	*	0	0	0	0	*	0	0	0
19074	Montana	Golden Valley	40	*	*	0	*	*	*	*	0	*	*	*	*
19075	Montana	Golden Valley	50	*	*	0	*	*	*	0	0	*	*	0	0
19076	Montana	Golden Valley	60	*	*	0	*	*	*	0	0	*	0	*	0
19077	Montana	Golden Valley	70	*	*	0	*	0	0	0	0	*	*	0	0
19078	Montana	Golden Valley	80	*	*	0	*	0	0	0	0	*	0	0	0























VA Montana HCS Providers  
2014

Agee, Michael, MD Fee Basis	Fort Harrison	Urology
Allen- Hansel, Paula PA - Full Time	Missoula	Ambulatory Care
Anderson, David CRNA Full Time	Fort Harrison	CRNA
Anderson, Susan J., NP Full Time	Fort Harrison	Nurse Practitioner-Amb Care
Ashe, Claire MD Full Time	Billings	Behavioral Health Psychiatry
Askin, Susan, MD Full Time	Fort Harrison	Internal Medicine
Atwater, Benjamin MD Full Time Supervisor Anesth	Fort Harrison	Anesthesiology
Auerbach, Richard MD Intermitten	Anaconda	Family Practice - Amb Care
Badger, Troy MD Fee Basis - MOD	Fort Harrison	Internal Medicine
Barran, Peter MD Full Time	Kalispell	Ambulatory Care
Bartels, Jeffrey, MD Part Time	Fort Harrison	ENT, PT
Bateen, Robert, Ph. D Fee Basis	Fort Harrison	Psychologist-C&P + OEF/OIF
Batey, William MD Full Time	Fort Harrios	Family Practice
Bauer, Leonard MD Full Time	Fort Harrison	Family Practice-Amb Care/ER
Baum, Stephen, MD Part Time	Billings	Gastroenterology-Surgical Service
Bechard, Jonathon, MD Full Time Chief, Western Amb	Kalispell	Internal Medicine
Beebe, Michelle, NP Full Time	Glasgow	Nurse Practitioner
Benson, Kurt Ph. D Full Time	Bozeman	Psychology Comp and Pension
Berner, Paul, MD Full Time	Fort Harrison	Ophthalmology
Black, James MD Full Time Locums	Fort Harrison	Neurology (Dr. Dietz is supervisor)
Blake, Dudley PhD Full Time	Fort Harrison	Mental Health
Boehnert, Caryl Ph.D Part Time	Fort Harrison	Home Based Primary Care
Bonde, Trena, MD Full Time Chief of Staff	Fort Harrison	Family Practice-Amb Care+ER
Boschee, Ava, NP Full Time	Miles City	Nurse Practitioner
Bourne, Robert, DDS, Full Time Chief of Dental	Fort Harrison	Dentist
Bradbury, Christine MD (Full Time)	Fort Harrison	Urology
Brennan, Maire MD Full Time	Fort Harrison	Urology
Brown, Beth Pharm Full Time (Billings)	Billings	Pharmacist
Brown, Laurie PA Full Time	Fort Harrison	Comp and Pension
Bryson, Ashley PA Part Time (.8)	Fort Harrison	Ambulatory Care
Buck, Mark MD Full Time	Fort Harrison	Emergency Medicine
Burrows, Shellye, MD Full Time	Billings	Family Practice/Long Term Care Unit
Burton, Hanly DO Fee Basis	Fort Harrison	Family Practice/ ER
Callahan, Daryl DO Full Time	Missoula	Family Practice
Carpenter, Ken, MD Full Time	Fort Harrison	Orthopedics
Childers, Christine Ph. D Full Time Chief BH	Fort Harrison	Behavioral Health
Clark, Paul Ph. D Full Time	Fort Harrison	Comp and Pension

Please contact Ristene Mockel, CPCS, if you see a provider on this list that should either be on this list or should not be on this list. Thank you!  
Ext. 7307

VA Montana HCS Providers  
2014

Cody, Karen, MD Part Time	Fort Harrison	Family Practice-Amb Care
Cole, James MD Part Time	Billings	Radiology
Coonen, Martin DDS Full Time	Fort Harrison	Dentist
Corbin, Michelle MD Fee Basis	Fort Harrison	Family Practice ER
Corzine, Diana, MD Full Time Chief, Emergency Med	Fort Harrison	Family Practice-Amb Care-ER/Sleep Medicine
Cotner, Mark MD Part Time	Billings	Surgical
Curtis, Susan, MD Part Time	Missoula	Internal Medicine
Damrow, Kim, MD Full Time) Chief, Sleep Medicine	Fort Harrison	Sleep Medicine
Danz, Denice Pharm Full Time	Fort Harrison	Pharmacist
DeBoer, Laurence MD Full Time	Billings	Cardiology-Outpatient
Dickson, Joan, MD Part Time	Glasgow/Lewistown	Mental Health
Dietz, Mark, MD Full Time Chief of Neurology	Fort Harrison	Neurology
Duncan, Dan, PA Full Time	Fort Harrison	Physician Assistant-Orthopedics
Durrell, Paula, NP Full Time	Billings	Nurse Practitioner
Elizagaray, Christopher Pharm D Full Time	Fort Harrison	Pharmacist
English, James PhD Fee Basis	Fort Harrison	Comp and Pension Psychology
Eodice, Paul DO Full Time	Fort Harrison	Family Practice - Amb Care
Epstein, Susan MD Part Time	Fort Harrison	Internal Medicine/Consultation Only-Palliative Care
Erpelding, Joseph MD Part time	Billings	Orthopedics
Espenlaub, Tammie, NP Full Time	Fort Harrison	Nurse Practitioner- Home Based Primary Care
Evans, Kathleen MD Full Time	Fort Harrison	Ambulatory Care
Eyler, Nancy MD Full Time	Fort Harrison	Ambulatory Care
Fields, Laura Pharm D Full Time	Missoula	Pharmacist
Fink, Gerry CRNA Full Time	Billings	CRNA
Fisher, Sandra Pharm Full Time	Billings	Pharmacist
Fitzgerald, Lori, Pharm Full Time Chief Pharm	Fort Harrison	Pharmacist
Forrette, Richard, MD (Surgery) Full Time	Fort Harrison	Chiropractor
Frelier, Eileen, MD Full Time	Fort Harrison	Internal Medicine
Garza, Cindy, NP Full Time	Fort Harrison	Nurse Practitioner+C&P
Gillen, Barbara, NP Part time	Billings	Nurse Practitioner-C&P
Gillespie, Sawyer MD - Fee Basis MOD	Fort Harrison	Internal Medicine - MOD
Gillmore, John MD Full Time	Great Falls	Behavioral Health Psychiatry
Goldfarb, Leonard, MD (Contract)	St Louis	Radiology-Tele-radiology
Goodbrad, Donald Full Time	Fort Harrison	CRNA
Gordon, Todd, MD Full Time Chief Medicine Service	Fort Harrison	Internal Medicine
Gorecki, Tera MD Full Time	Great Falls	Ambulatory Care
Gorney, Stewart MD Full Time	Fort Harrison	Anesthesiology

Please contact Ristene Mockel, CPCS, if you see a provider on this list that should either be on this list or should not be on this list. Thank you!  
Ext. 7307

VA Montana HCS Providers  
2014

Gorski, Amy Pharm D Full Time	Fort Harrison	Behavioral Health
Gonzales, Natalie, DO Full time	Fort Harrison	General Surgery
Graham, David MD Fee-basis	Billings	Comp & Pension
Grenz, Susan MD Full Time	Great Falls	Ambulatory Care
Guffy, Thomas MD Full Time	Fort Harrison	Ophthalmology
Gulbranson, Lexi, MD Part Time	Bozeman	Family Practice
Guter, Kari, MD Fee Basis	Fort Harrison	Oncology
Haggerty, Phil DO - Full time	Missoula	Family Practice
Hale, Kelly DDS Full Time	Billings	Dentist
Halverson, Stephen, MD / Fee Basis	Bozeman/ Fort Harris	Ambulatory Care PT- Emergency Medicine- FB
Hanson, Linda, PA Full Time	Fort Harrison	Physician Assistant - Amb Care
Healey, William DPM Full Time	Billings	Podiatry
Heider, Jeffrey PhD (credentialled ONLY)	Kalispell	Vet Center
Henderson, Robert MD Full Time	Havre	Internal Medicine
Hendryx, Kimberlee Pharm Full Time	Fort Harrison	Pharmacist
Hill, David, NP Full Time	Fort Harrison	Internal Medicine
Hoggan, Gary, MD (Tele-Psychiatry) Denver	Denver	Mental Health-Psychiatrist
Hunter, Brooke MD Full Time	Fort Harrison	Orthopedic Surgery
Jewetts, Erica NP Full Time	Fort Harrison	Nurse Practitioner
Johnson, Amanda MD Shared Provider	Fort Harrison	GYN- Surgical
Johnson, Greg, MD Full Time	Fort Harrison	General Surgery
Johnson, Timothy MD Full Time	Fort Harrison	GI- Surgical
Jones, Keith DPM Full Time	Fort Harrison	Podiatry
Joyce, Alina MD Full Time - Pathology Service Chief	Fort Harrison	Pathology
Kerster, Shaunna, NP Full Time	Bozeman	Nurse Practitioner
Kleinsasser, Kaylee Pharm Full Time	Miles City	Pharmacist
Kopplin, Kristine Ph.D Full Time	Missoula	Vet Center
Kovocich-Smith, Katie-Jo, DPM Full Time	Fort Harrison	Podiatry
Krauss, Kirsten, MD Full Time	Great Falls	Internal Medicine
Krieger, Kristina, PA Full Time	Billings	Physician Assistant
Kubicka, Kurt, MD Full Time	Fort Harrison	Sleep Medicine/Medicine
Kujawa, Mary MD Full Time	Kalispell	Mental Health
Lamphier, Jackie, NP Full Time Supervisor	Fort Harrison	Nurse Practitioner-C&P
LaVeau, Paul MD Full Time	Billings	Cardiology-Outpatient
Lawrence, Lynnae MD Full Time	Billings	Internal Medicine- Tele Medicine Amb Care
Linder, Gretchen Ph. D Full Time	Bozeman	Behavioral Health Psychologist
Lindsay, Christopher MD (Contract-Helena)	Fort Harrison	Radiology

Please contact Ristene Mockel, CPCS, if you see a provider on this list that should either be on this list or should not be on this list. Thank you!  
Ext. 7307

VA Montana HCS Providers  
2014

Lovell, Robert MD Full Time	Fort Harrison	Behavioral Health
Luckett, Jeffrey DPM Full Time	Fort Harrison	Podiatry
Luoma, Lori Pharm D Part Time	Fort Harrison	Pharmacist
Luoma, Ryan DO Full Time	Great Falls	Family Practice - Amb Care
Maganito, James Paul DO Part Time	Fort Harrison	Gyn- Surgical
Mahler, Michael CRNA Full Time	Fort Harrison	CRNA
Marceau, Nita (CF Vets Home)	Columbia Falls	Pharmacist
Marlen, James, MD Full Time	Fort Harrison	Internal Medicine
Marsh, David MD Full Time Contract Locums	Fort Harrison	Urology- Locums
Marx, Shari MD Full Time	Fort Harrison	Internal Medicine
Massouh, Hassan, MD (Contract-Helena)	Fort Harrison	Radiology
Mattson, Daniel CRNA Full Time	Billings	CRNA
McCormick, JoAnna Ph. D Full Time	Kalispell	Behavioral Health
McCutcheon, Christine NP Full time	Fort Harrison	Nurse Practitioner- C&Pension
McGowan, Beverly, NP Full Time	Missoula	Nurse Practitioner-C&P
McGowan, Bonnie NP Full Time	Fort Harrison	Nurse Practitioner-Palliative Care Consultant
McMichael, David DMD Full Time	Fort Harrison	DMD- Dental
Menichino, Tony, MD Full Time	Fort Harrison	General Surgery
Meyer, James, MD Full Time	Fort Harrison	Family Practice-Amb Care
Miller, Tracey, NP Full Time	Billings	Nurse Practitioner -OIF/OEF+C&P+Amb Care
Miner, Barbara Ph. D Full Time	Billings	Behavioral Health - Psychology
Missirian, Rina MD Full Time	Billings	Internal Medicine Tele Medicine Amb Care
Monday, Michael MD Full Time	Billings	Family Practice-Amb Care
Moody, Thomas, MD Full Time Chief Surgical Service	Fort Harrison	Ophthalmology
Morris, Mimi NP Full Time	Missoula	NP- Behavioral Health
Montanaro, Marc MD Full Time	Fort Harrison	Medicine
Murdoch, Lisa MD Fee Basis	Fort Harrison	Emergency Medicine
Murney, Jenny, MD Part Time	Missoula	Internal Medicine
Nafts, Dana Scott (Billings) Full Time	Billings	Pharmacist
Nagy, Stephen, MD Full Time	Fort Harrison	Mental Health-Psychiatrist
Nehring, Dana, MD Full Time	Fort Harrison	Internal Medicine
Newman, Jonathan MD Fee Basis-MOD	Fort Harrison	Internal Medicine
Nord, John MD- Fee Basis- MOD	Fort Harrison	Medicine / Emergency Medicine
Normandin, Gregory, MD Full Time Chief Comp and P	Fort Harrison	Amb Care+C&P
Norum, Nora MD Full Time	Great Falls	Comp and Pension
Nwannunu, John MD Full Time	Anaconda	Family Practice Amb Care
Osman, Medhat MD (Contract)	St.Louis	Radiology-Tele-radiology

Please contact Ristene Mockel, CPCS, if you see a provider on this list that should either be on this list or should not be on this list. Thank you!  
Ext. 7307

VA Montana HCS Providers  
2014

Owens, Casey, MD Fee Basis-MOD	Fort Harrison	Internal Medicine
Palmer, Dennis, MD (Contract – Helena)	Fort Harrison	Radiology
Paris, David Ph. D Full Time	Great Falls	Comp and Pension Psychology
Pessl, Erich MD - Fee Basis	Bozeman	Amb Care
Peterson, Lori, MD Full Time	Fort Harrison	Pathology
Pincomb, Gwen MD Intermittent	Fort Harrison	Nephrology
Pocha, Scott, PA Full Time	Fort Harrison	Physician Assistant-Amb Care/ER
Porte, Donna NP (Fee Basis)	Fort Harrison	Nurse Practitioner-MH
Rambo, Philip Ph. D Full Time	Fort Harrison	Behavioral Health - Neuropsychology
Rauckhorst, Alan, DDS (contract)	Fort Harrison	Dentist
Rautio, Karen, NP (Tele-Psychiatry) contract	Denver	Nurse Practitioner-MH
Robinson, Deven NP Full Time	Kalispell	Nurse Practitioner
Rodriguez, Dan MD Full Time	Billings	Neurology (Dr. Dietz is supervisor)
Rodriguez, Marie MD Full Time	Billings	Ambulatory Care- Tele Medicine
Rosenbaum, Robert MD Full Time	Missoula	Ambulatory Care
Rossetto, Bennie, MD Full Time	Kalispell	Internal Medicine
Ryngala, Donna Ph. D Full Time	Missoula	Behavioral Health - Ph.D
Saliman, Shelia PhD (VA to VA)	Denver	Psychologist-Tele-Medicine
Salisbury, John MD Part Time	Missoula	Ophthalmology
Sampson, Mark, MD Full Time	Fort Harrison	Mental Health-Psychiatrist
Samuel, Elaine, MD Full Time	Fort Harrison	Internal Medicine
Schmidt, Jason, MD Full Time	Kalispell	Family Practice
Schwarten, James MD Intermittent	Billings	Orthopedics
Scott, Jesse Pharm Full Time	Fort Harrison	Pharmacist
Seim, Robert, MD Part Time	Kalispell	Orthopedic
Selbach, Susan, MD Full Time	Missoula	Family Practice
Sheehy, Jennifer, NP Full time	Fort Harrison	Nurse Practitioner-MH
Sheppard, Ronald NP Full Time	Missoula	Nurse Practitioner - Amb. Care
Sherrick, Robert MD (Part time)	Kalispell	Mental Health-Addiction Medicine
Shore, Jay, MD (Tele-Psychiatry) contract (Supervisor)	Denver	Mental Health-Psychiatrist
Sibbitt, Randy, MD (Contract – Helena)	Fort Harrison	Radiology
Siewert, Mary		
Sims, John MD Part Time	Fort Harrison	Behavioral Health/Internal Medicine -Emergency Depa
Sirr, Beth, NP Full Time	Fort Harrison	Nurse Practitioner-Home Based Care
Slaughter, David, MD Full Time	Fort Harrison	Internal Medicine
Slavin, Avril, MD (Contract)	St Louis	Radiology-Tele-radiology
Smith, Brock CRNA Part Time	Fort Harrison	CRNA

Please contact Ristene Mockel, CPCS, if you see a provider on this list that should either be on this list or should not be on this list. Thank you!  
Ext. 7307



VA Montana HCS Providers  
2014

Smith, Justin MD Fee Basis	Fort Harrison	Emergency Medicine
Sousa, Michael, MD Part Time	Missoula	Orthopedics
Spanning, Joan NP Full Time	Bozeman	NP- Comp and Pension
Stanley, Merrill, MD Full Time	Billings	Family Practice/Long Term Care Unit
Steffens, Joseph MD Full Time	Fort Harrison	Pathology
Sterkal, Barbara MD (Contract)	St.Louis	Radiology-Tele-radiology
Stetson, John MD Fee Basis	Fort Harrison	Comp and Pension
Strekall, Mike, MD Full Time Chief Central Amb Care	Fort Harrison	Family Practice-Amb Care
Stoddard, Cynthia MD Full Time	Fort Harrison	Behavioral Health
Stoner, Lynda MD Eastern Chief	Billings	Amb Care
Sullivan, Amy NP Full Time	Fort Harrison	Nurse Practitioner-Orthopedics surgery/ C& P
Swoboda, Jaye MD Full Time	Bozeman	Amb Care
Swanson, Harvey, MD Full Time	Kalispell	Internal Medicine
Thigpen, Thomas MD Full Time	Fort Harrison	Sleep Medicine
Tillotson, Curtis Psy D Full Time	Fort Harrison	Behavioral Health
Todorovich, Colleen NP Full Time	Fort Harrison	Nurse Practitioner-MH
Trotsky, Thomas, MD Full Time	Miles City	Internal Medicine/Long Term Care Unit
Tupper, Charles MD Part Time	Fort Harrison	Behavioral Health - Psychiatry
Ulberg, Judy NP Full Time	Fort Harrison	NP- RRTP / Inpatient Behavioral Health Medicine Serv
VanNice, Robert MD Full Time	Billings	Family Practice
Van Wyk, Kimberly Full Time	Fort Harrison	Pharmacist
Verma, Divya MD Fee Basis-MOD	Fort Harrison	Internal Medicine
Walters, Lacy PA Fee Basis -	Fort Harrison	Physician Assisatnt - ED
Walton, Patrick, MD (FB - Helena)	Fort Harrison	Plastic Surgery
Warfield, Michelle PH.D Fee Basis	Fort Harrison	Psychologist
Watkins, Angela MD Full Time	Bozeman	Ophthalmology
Wendt, Kellie CRNA Full Time q	Fort Harrison	CRNA
Werner, Kurt, MD Full Time	Fort Harrison	Family Practice-Amb Care- Home Based Primary Care
Westphal, David, MD Full Time	Missoula	Family Practice
Wetherill, Timothy MD Full Time	Fort Harrison	Surgical
White, Bronson DO Full Time	Fort Harrison	Emergency Medicine
White, Nicholas NP Full time	Fort Harrison	Behavioral Health
Woller, Scott, MD (FB - MOD)	Fort Harrison	Internal Medicine
Woods, Jamile, MD (FB- MOD)	Fort Harrison	Internal Medicine
Woodson, Rebecca MD Full Time	Fort Harrison	Internal Medicine
Worsley, Michael Psy. D	Billings	Vet Center
Yarbrough, Peter, MD (FB-MOD)	Fort Harrison	Internal Medicine

Please contact Ristene Mockel, CPCS, if you see a provider on this list that should either be on this list or should not be on this list. Thank you!  
Ext. 7307



# Workload Profile



Data Sources Last Updated:  
Unique Patients - Sep 9 2014

- Data Definitions
- VSSC Help Desk
- Subscribe
- Rate Report

NonVA Care - Sep 7 2014  
Outpatient - Sep 8 2014

Drill to Division is only available from the Parent Facility level, not from VISN or National levels.  
Rurality data is not available prior to FY2006.  
Export to PDF to print. Six(6) months with the sparkline will fit the width of one page.

Inpatient - Sep 5 2014

VA Outpatient Workload	Facility	Division (Click on + to View)	SEP-FY14	%Change
Monthly VA Unique Outpatients	(V19) (436) VA Montana		4,336	0.0 %
Monthly VA Outpatient Visits	(V19) (436) VA Montana		5,823	0.0 %
FYTD VA Outpatient Visits	(V19) (436) VA Montana HCS, MT	(V19) (436) Montana HCS	369,268	0.0 %
		(V19) (4369AA) VANURS Montana HC	186,232	0.0 %
			0	
	(V19) (436GA) Anaconda		5,723	0.0 %
	(V19) (436GB) Great Falls		18,455	0.0 %
	(V19) (436GC) Missoula		36,037	0.0 %
	(V19) (436GD) Bozeman		9,819	0.0 %
	(V19) (436GF) Kalispell		28,359	0.0 %
	(V19) (436GH) Billings		63,208	0.0 %
	(V19) (436GI) Glasgow		1,969	0.0 %
	(V19) (436GJ) Miles City, MT CBO		8,547	0.0 %
	(V19) (436GK) Glendive, MT CBOC		2,592	0.0 %
	(V19) (436GL) Cut Bank		2,003	0.0 %
	(V19) (436GM) Lewistown CBOC		2,752	0.0 %
	(V19) (436HC) 436HC HAVRE, MT		2,078	0.0 %
	(V19) (436MA) IDES Malmstrom AFB		71	0.0 %
Monthly VA Unduplicated Encounters	(V19) (436) VA Montana		7,002	0.0 %
FYTD VA Unduplicated Encounters	(V19) (436) VA Montana		440,596	0.0 %

**7. Current VA contracts with non-VA Montana providers--by type of contract, administrator & location.**

<b>Contract Name</b>	<b>Service</b>	<b>Administrator</b>	<b>Location</b>
<b>Sword &amp; Shield</b>	Dial a Nurse	Linda McNeill	Fort Harrison
<b>AMS Locums LLC</b>	Urologist Locum Tenens	Carol Bergstad	Fort Harrison
<b>Clinicomp Int'l Inc</b>	Intensive Care Unit Post Anesthesia Care	Stephanie Larson	Fort Harrison
<b>Medical Search</b>	Cardiology NP	Carol Bergstad	Billings
<b>Next Medical</b>	Primary Care MD	Carol Bergstad	Kalispell
<b>THMED/Medestar</b>	Urologist	Carol Bergstad	Billings
<b>AB Staffing</b>	Primary Care Provider	Carol Bergstad	Missoula
<b>Loyal Source</b>	ENT	Carol Bergstad	Fort Harrison

VA Montana also contracts for services with any Non-VA provider (who accepts fee care) through our Non-VA program on an individualized basis per specialized need and patient request for provider.