

MONTANA PRESCRIPTION DRUG REGISTRY

301 S. Park, 4th Floor • PO Box 200513 • Helena, MT 59620-0513 • www.pharmacy.mt.gov
 Phone: 406-841-2240 or 406-841-2371 • Fax: 406-841-2344 • Email: dlibsdpdr@mt.gov



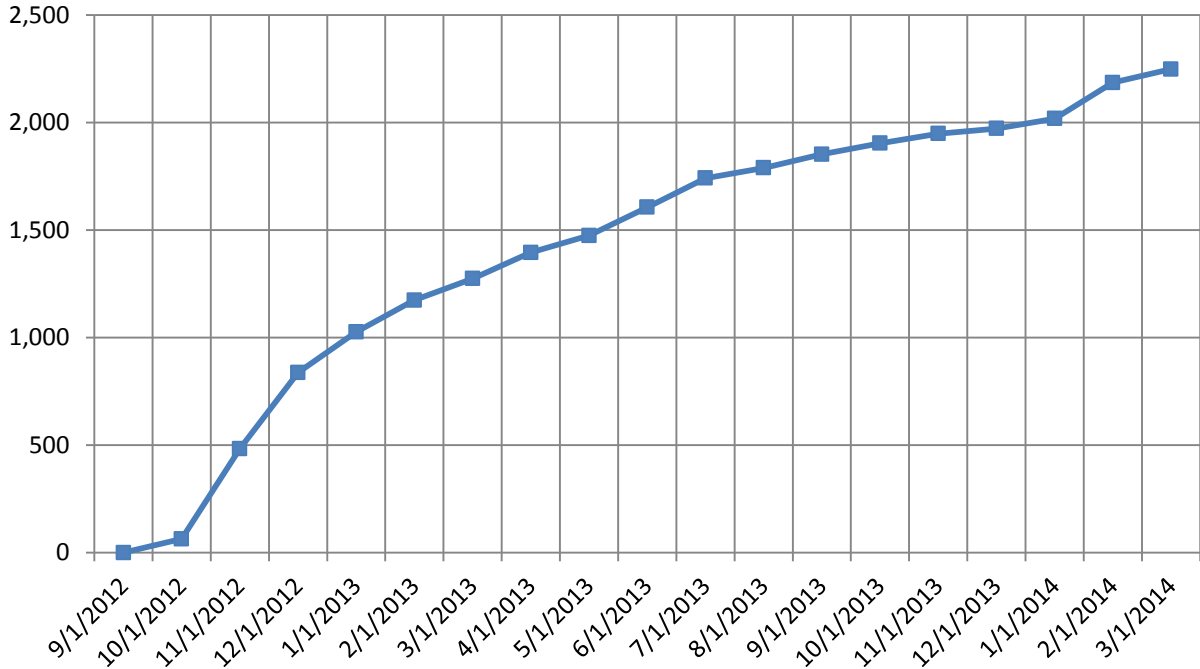
To: MPDR Advisory Committee, Bill Sybrant, Bob Stenberg
cc: Adam de Yong, Maggie Connor, Jeannie Worschech, Kevin Dusko, Board of Alternative Health Care, Board of Dentistry, Board of Medical Examiners, Board of Nursing, Board of Optometry, Board of Pharmacy
From: Donna Peterson
Date: March 27, 2014
Subject: Montana Prescription Drug Registry (MPDR) March Statistics

Please let me know if you have questions about any of the following information.

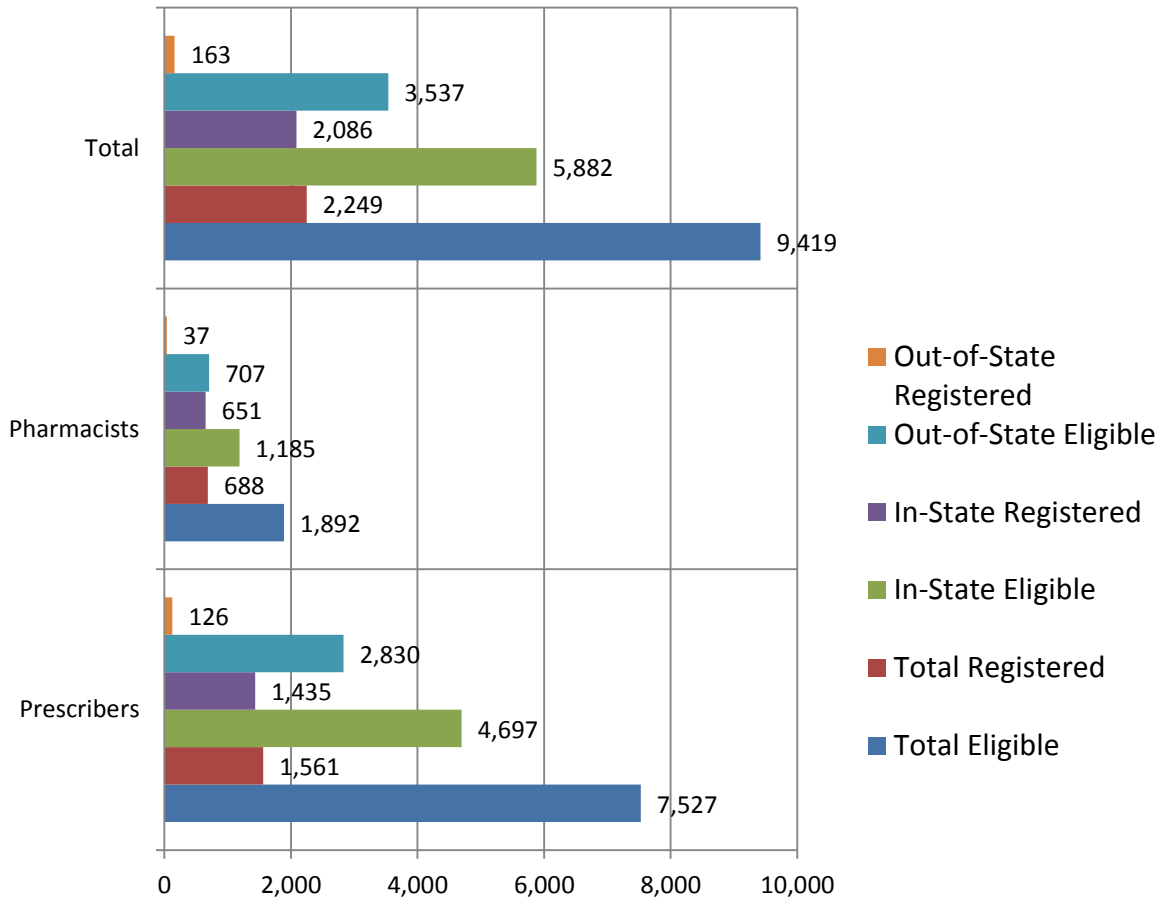
DATA SUBMISSION STATISTICS AS OF MARCH 26, 2014		
Category	Since Inception	Comments
Number of Upload Registrations	821	Many registrants report for multiple pharmacies. In addition, registered Institutional Pharmacies are no longer required to report to the MPDR unless they dispense a controlled substance that leaves their premises.
Number of Pharmacies Reporting	741 this month	This is the number of active non-Institutional pharmacy licensees that are currently reporting to the MPDR.
Number of Pharmacies Not Reporting	18	These are newly-licensed pharmacies.
Total Number of Reports Uploaded	64,343	
Total Number of Prescriptions In Database	4,618,982	
Total Number of Patients In Database	607,921	Note that the system considers "Bob" and "Robert" to be two separate patients when they are the same human being. Therefore, the number of actual patients in the database is somewhat lower than shown here.

SEARCH STATISTICS AS OF MARCH 26, 2014			
Category	This Month	Since Inception	Comments
Total Number of Search Registrations	63	2,249	This represents 23.9% of eligible providers. See the following charts for a breakdown of registrations by license type, location and category.
Total Number of Patient History Searches	7,767	112,199	
Total Number of Law Enforcement Subpoenas	13	224	
Total Number of Board Investigator or Compliance Requests	2	12	
Total Number of Individual Requests	0	1	

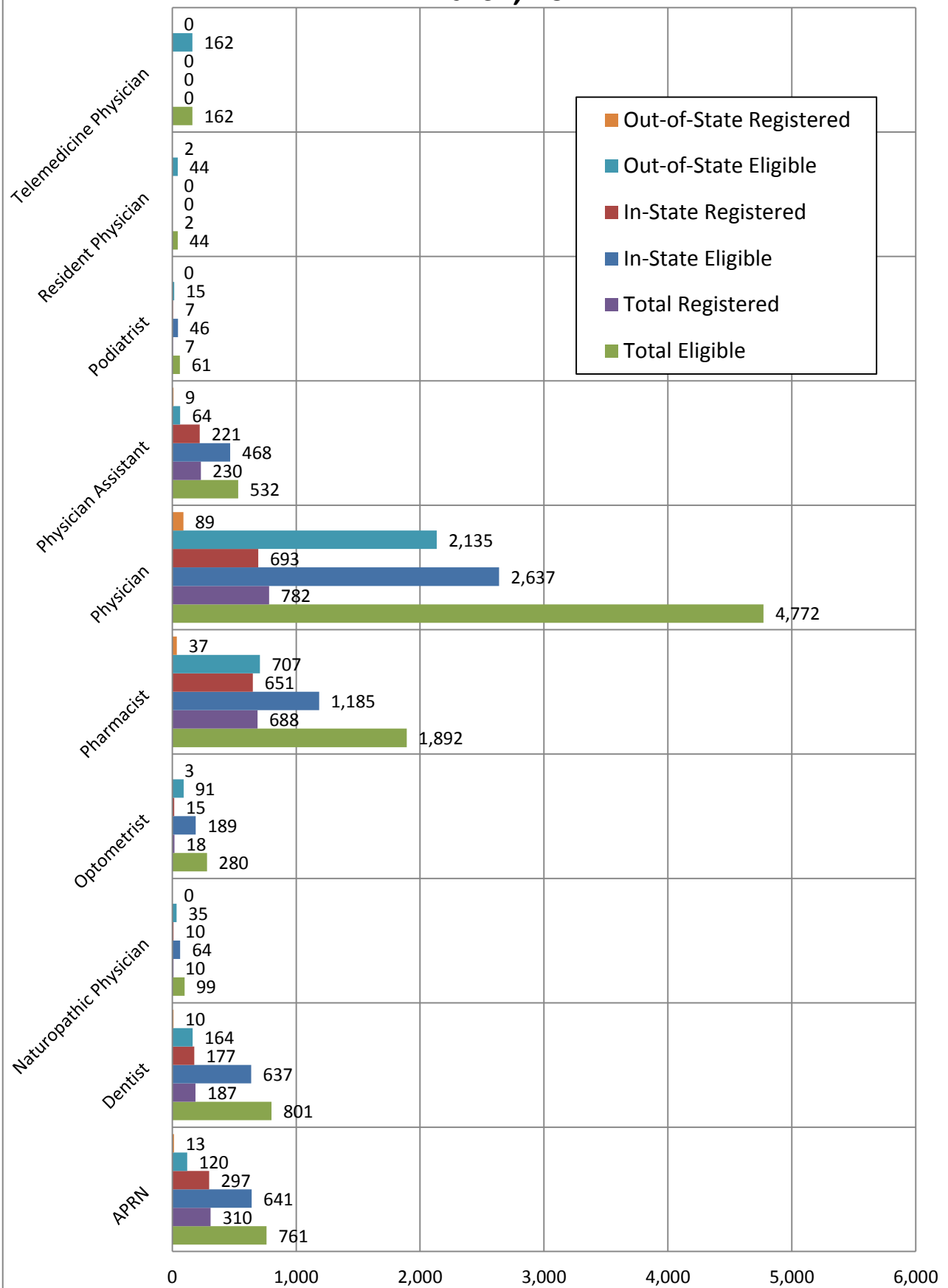
Total # of Registered Users through March, 2014



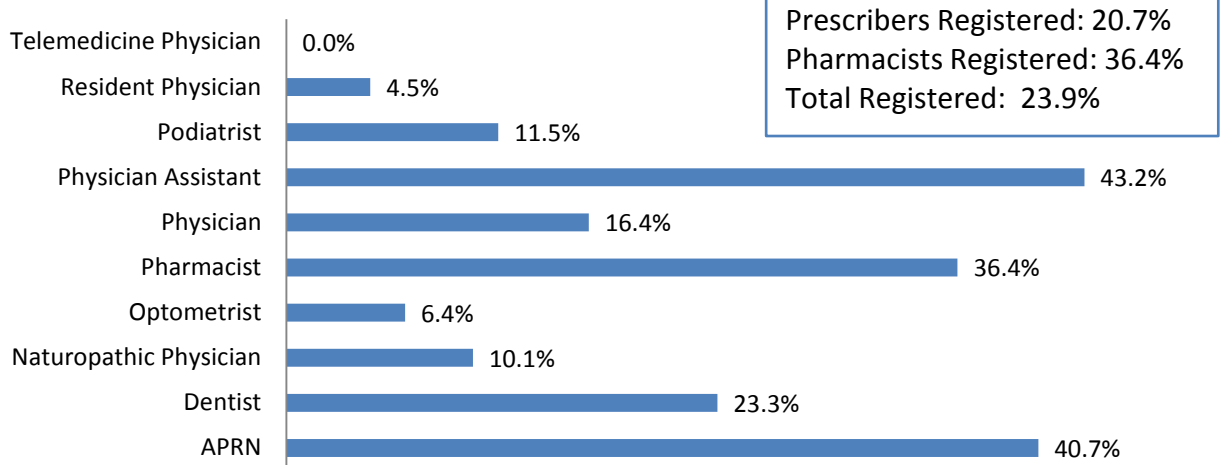
Eligible vs. # of Users by Category, March, 2014



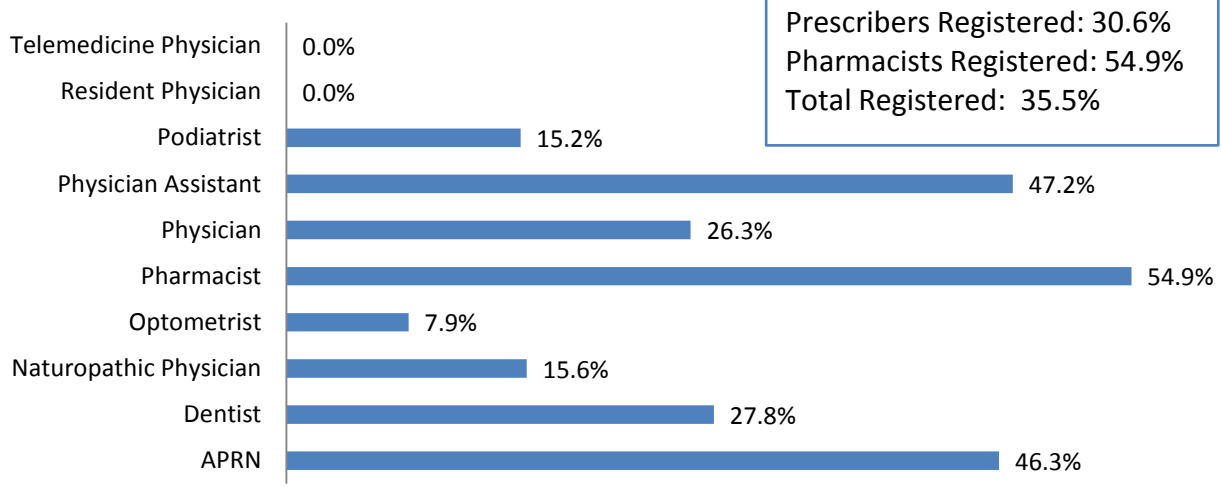
Eligible vs. # of Users by License Type, March, 2014



Total Registered Users by License Type (% of Eligible) March, 2014



In-State Registered Users by License Type (% of Eligible) March, 2014



of Patient History Searches through March, 2014

